

Version 1

The 2011 ACS 1-Year Summary File Technical Documentation

American Community Survey
Population and Housing Characteristics



United States[™]
Census
Bureau

U.S. Department of Commerce
Economics and Statistics Administration
U.S. CENSUS BUREAU

American Community Survey Office
Data Products
Version 1, September 10, 2012



Table of Contents

1	INTRODUCTION	1
1.1	THE AMERICAN COMMUNITY SURVEY.....	1
1.2	THE AMERICAN COMMUNITY SURVEY SUMMARY FILE	1
1.3	TOPICS AND GEOGRAPHIES COVERED	2
1.4	TOOLS FOR OBTAINING DATA.....	2
1.5	NOTABLE CHANGES TO THE SUMMARY FILE	3
1.6	CONTACT US	3
2	HOW TO USE THE ACS SUMMARY FILE	4
2.1	LOCATING THE SUMMARY FILE	4
2.2	SUMMARY FILE ORGANIZATION.....	6
2.3	SEQUENCE NUMBERS	7
2.4	GEOGRAPHY FILE	9
2.5	ESTIMATE AND MARGIN OF ERROR FILES.....	12
2.6	HOW TO JOIN THE ACS SUMMARY FILE TO THE TIGER/LINE SHAPEFILES	14
3	USER TOOLS	19
3.1	SUMMARY FILE EXCEL RETRIEVAL TOOL	19
3.2	SUMMARY FILE SAS TOOL.....	19
3.3	SUMMARY FILE EXCEL IMPORT TOOL.....	19
4	USER REFERENCES	29
4.1	DETAILED TABLES FOR THE 2011 ACS 1-YEAR ESTIMATES	29
4.2	2011 ACS 1-YEAR SUMMARY LEVELS/COMPONENTS FOR DETAILED TABLES	29
4.3	SEQUENCE NUMBER AND TABLE NUMBER LOOKUP	29
4.4	TABLE SHELLS LIST	29
4.5	EXCEL GEOGRAPHY FILE	29
	APPENDIX A: SUPPLEMENTAL DOCUMENTATION	30
	APPENDIX B: GRAPHICAL REPRESENTATION OF ACS SUMMARY FILE ORGANIZATION	31
B.1	2011 ACSSF ALL IN 1 GIANT FILE (EXPERIENCED-USERS-ONLY)	31
B.2	2011 ACSSF BY STATE ALL TABLES.....	32
B.3	2011 ACSSF BY STATE BY SEQUENCE TABLE SUBSET	33
	APPENDIX C: USER NOTES.....	34
C.1	POPULATION THRESHOLDS	34
C.2	GEOGRAPHY RESTRICTIONS	34
C.3	JAM VALUES	34
C.4	ROUNDING RULES AND MARGINS OF ERROR.....	36
C.5	DATA RELEASE FILTERING RULES	37
C.6	DISPLAY OF ESTIMATES	37
C.7	MULTIPLE SEQUENCES FOR A TABLE.....	37
	APPENDIX D: EXAMPLES	39
D.1	CREATING A TABLE	39
D.2	CREATING A TABLE USING SAS	41
	APPENDIX E: DETAILED TABLES FOR THE 2011 ACS 1-YEAR ESTIMATES.....	43
	APPENDIX F: ACS 1-YEAR SUMMARY LEVELS/COMPONENTS FOR DETAILED TABLES	89
	DOCUMENT HISTORY.....	91

1 Introduction

1.1 The American Community Survey

The American Community Survey (ACS) is a household survey conducted by the U.S. Census Bureau that currently has an annual sample size of about 3.5 million addresses. The ACS produces estimates for numerous social, economic, and housing characteristics, including language, education, commuting, employment, mortgage status, and rent, as well as income, poverty and health insurance. Estimates are available for the nation, all 50 states, the District of Columbia, Puerto Rico, every congressional district, every metropolitan area, and all counties and places with populations of 65,000 or more for the 1-year data release.

Each year the survey produces statistics that cover the periods of 1-year, 3-year, and 5-year estimates for geographic areas in the United States and Puerto Rico, ranging from neighborhoods to Congressional districts to the entire nation. For more information about the ACS, please visit our home page at: www.census.gov/acs. ACS tables are published on the Census Bureau's American FactFinder (AFF) website, factfinder2.census.gov, and are available for download in several forms. This document will brief data users on the contents of the ACS Summary File and explain how they can use it to obtain the 1-year estimates.

1.2 The American Community Survey Summary File

The American Community Survey Summary File (ACSSF) is a unique data product that includes all the estimates and margins of error from the Detailed Tables and geographies that are published for the ACS. Other ACS data products such as Subject Tables and Data Profiles are created from the Detailed Tables and are therefore not available in the Summary File.

Since the Detailed Tables contain a large number of cells, the tables are stored in a series of files with only the data from the tables, without such information as the title of the tables, the description of the rows, and the names of the geographic areas. That information is in other files that the user must merge with the data files to reproduce the tables.

The ACS Summary File data files are in American Standard Code for Information Interchange (ASCII) format. The files are divided into three types:

- Geographies – (position based and comma delimited)
- Estimates – (comma delimited)
- Margins of Error – (comma delimited)

[Chapter 2](#) discusses each component in detail and explains how to put them all together.

1.3 Topics and Geographies Covered

Data contained in the ACS Summary File cover demographic, social, economic, and housing subject areas. All Detailed Tables for the ACS 1-year estimates are in the Summary File and are listed in [Appendix E](#).

The published ACS Summary File geographies cover areas that are based on “summary levels”. A summary level specifies the content and the hierarchical relationships of the geographic elements that are required to tabulate and summarize data. For example, summary level code “040” represents the U.S. States, Washington D.C., and Puerto Rico; while summary level code “050” represents counties and county equivalents within states.

In addition to the summary level concept, the ACS 1-year estimates are published for areas that have passed the required 65,000 population threshold.

Many resources are available to help users understand the ACS geographic terms and concepts. For additional information, please visit www.census.gov/geo/www/reference.html and http://www.census.gov/acs/www/guidance_for_data_users/geography/. Users may also find the full list of summary levels published for the 1-year Detailed Tables in [Appendix F](#).

1.4 Tools for Obtaining Data

Since using the ACS Summary File can be challenging, users should first check if their tables of interest are available for download on American FactFinder. Below are some other options to help users retrieve the tables they want. They are listed in order based on ease of use.

- Summary File Excel Retrieval Tool

The Summary File Excel Retrieval Tool is a macro-driven Excel spreadsheet that provides a method to easily retrieve a table for the nation, states, and all of the geographic areas in a state (or for all cross-state geographic areas such as metropolitan statistical areas or census regions). This tool is designed to be easy to use, and does not require any programming experience. There is a drop down menu from which the user can select the state for the table and receive data for all geographies within the state. One key requirement is that Microsoft Excel 2007 or later is needed. Other hardware and software requirements for the tool are listed in [Chapter 3.1](#). For more information about the application, visit the ACS Summary File page at www.census.gov/acs/www/data_documentation/summary_file/.

- Summary File Excel Import Tool

The Summary File Excel Import Tool is a replicate of the Excel templates that Census 2000 provided for the SF3 summary file release. The Excel Import Tool provides a basic layout of each sequence in Excel in the same format as the estimate and margin of error files are formatted. For individuals that do not have Excel 2007 or later and are unable to use the Excel Retrieval Tool, the Excel Import Tool provides an alternative option to read the summary file into Excel. For more information on this tool, see [Chapter 3.3](#).

- **SAS Programs**

There are two programming options for SAS users. The first option is a set of individual SAS programs, one for each summary file by geography and sequence. These programs are best for users only interested in looking at a specific sequence for a specific geography. The second option is a single SAS program that is parameterized to allow users to read in any sequence for any geography into SAS. This program can also be used to read the entire summary file into SAS, and is designed for users looking for a large amount of data. For more information on these programs, see [Chapter 3.1](#).

1.5 Notable Changes to the Summary File

For those who have used the ACS Summary File in previous years, the files for the 1-year estimates are similar to prior publications, with the following exceptions:

- **Table Sequencing Now Follows New Rules**

In previous years, tables were sorted by subject. Tables are now sorted numerically by the "root" of their Table ID, where the "root" is defined as the numeric section after the first letter and before any additional letters, so for example the root of B06004APR is "06004." Learn more in Chapter 2.3 Sequence Numbers.

- **Geographic Area Name Length Increased**

The field size of geographic variable "NAME" (area name) is now 1000 characters, increased from 200 characters in previous years. This change is documented in the layout of the geography file in Chapter 2.4 Geography File.

1.6 Contact Us

Please send any technical questions or comments on the ACS Summary File you have via email to: acso.users.support@census.gov. If you have questions or comments about the American Community Survey, you can submit a question online at ask.census.gov/.

2 How to Use the ACS Summary File

2.1 Locating the Summary File

The 2011 ACS 1-year Summary File is accessible from the American Community Survey home page. From the ACS home page, www.census.gov/acs, click on the **Data and Documentation** tab, select the option for **Summary File**, as shown below:

The screenshot shows the American Community Survey website interface. At the top, there is a navigation bar with the following tabs: People, Business, Geography, Data, Research, and Newsroom. The 'Data & Documentation' tab is selected and expanded, showing a dropdown menu with the following options: Data Releases, Data Product Descriptions, Documentation, Geography, Downloadable data via FTP, **Summary File** (highlighted with a white arrow), Public Use Microdata Sample (PUMS), and Custom Tabulations. The main content area features a 'Question Corner' section with a question about income data, a 'What is the American Community Survey?' section with an American flag image, and a 'Data by Topic' section with a list of topics including Age and Sex / Aging, Ancestry, Disability, Commuting to Work, Education, Employment, Family/Relationships, Income and Earnings, Language, Origins, and Population Change.

That will take you to the ACS Summary File page. Click on **2011 ACS 1-Year Summary File** to go to the ACS Summary File ftp site:

This is the ACS Summary File—it is actually comprised of three folders that are explained the next chapter.

2.2 Summary File Organization

The Summary File is organized in three folders as shown in the above screenshot. These three directories contain the same combination of files; they are simply arranged differently to accommodate various user needs:

- 2011_ACSSF_All_In_1_Giant_File(Experienced-Users Only)

The “All in 1 Giant File” directory contains a zipped file, which includes geography, estimate, and margin of error files. This zipped file is ideal to download if users want estimates and margins of error for all geographies throughout the nation at once. The file is very large and should only be used by those that can easily process a very large file. For a graphical representation of this folder and its contents, visit [Appendix B.1](#).

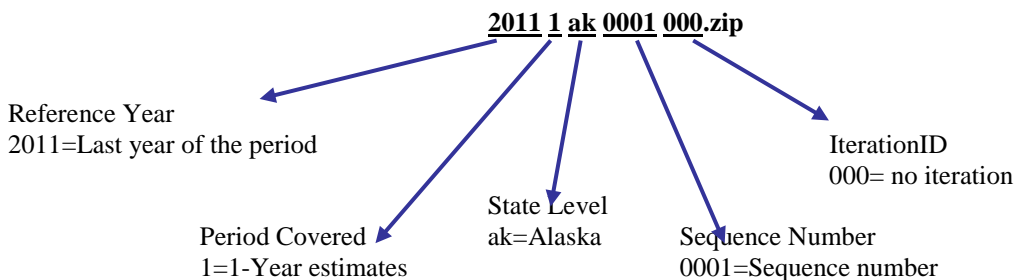
- 2011_ACSSF_By_State_All_Tables

The “By State All Tables” directory contains zipped files for each state or state level equivalent--each of the 50 states, District of Columbia, Puerto Rico, as well as cross-state geographies such as metropolitan areas. Each zipped file contains a geography file and multiple estimate and margin of error files. Downloading from these state level folders is ideal if users want all the tables for a state level geography or cross-state geographies. For a graphical representation of this folder and its contents, visit [Appendix B.2](#).

- 2011_ACSSF_By_State_By_Sequence_Table_Subset

The “By State By Sequence Table Subset” directory contains folders for each state or state level equivalent--each of the 50 states, District of Columbia, Puerto Rico, as well as cross-state geographies such as metropolitan areas. Within those folders are a geography file and zipped files containing the estimate and margin of error files, one per “sequence” (sequences are explained in [Chapter 2.3](#)). Downloading from these folders is ideal if users only want a few tables for a state level geography or cross-state geographies. For a graphical representation of this folder and its contents, visit [Appendix B.3](#).

The naming convention used for the zipped files in this directory is the following:



File Name: 2011ak0001000.zip		
Example	Name	Range or Type
2011	Reference Year	ACS data year (last year of the period for multiyear periods)
1	Period Covered	1=1-year, 3=3-year, 5=5-year

ak	State Level	US or abbreviations for state, District of Columbia, and Puerto Rico
0001	Sequence Number	0001 to 9999
000	IterationID	Iteration ID for Selected Population Tables and American Indian & Alaska Native Tables. Note: Iteration ID is always "000" for the standard 1-Year, 3-Year, and 5-Year products.

As [Appendix B](#) shows, the “All in 1 Giant File” and the “By State All Tables” folders contain the same tables as the “By State By Sequence Table Subset” folder. The difference is in the organization. The “By State All Tables” zipped files contain all of the sequence files for the given state, so each zipped file contains 354 files. The “All in 1 Giant File” zipped file contain all sequence files for all states, which is thousands of files.

As mentioned earlier, the zipped files are divided by state or state-level equivalents. Those state-level equivalents include the District of Columbia and Puerto Rico. There is also a level called “United States,” which is for summary levels that can cross state boundaries, such as the Nation, and all Regions, Divisions, Metropolitan Statistical Areas and Tribal Reservations. The United States level does not contain tables for geographies that are always entirely within a state, such as counties and places; for those tables, go to the folder or files for that state.

The following is a table that gives examples of the types of summary levels are in the state and state-level equivalent folders and files and those that are in the United States folders and files.

Each State, DC, and Puerto Rico	United States
State	United States
County	Region
County subdivision	Division
Place	Metropolitan or urban statistical areas
Congressional districts (110th Congress)	New England City and Town Area (NECTA)
Public Use Microdata Area (PUMA)	American Indian/Alaska Native/Hawaiian Home Land areas
School Districts	Urban areas
Alaska Native Regional Corporation	

2.3 Sequence Numbers

Detailed Tables for similar subject areas are grouped together in “sequences”. A sequence number is an assigned number to a grouping of ACS tables. Table sequencing now follows these new rules:

1) Tables are sorted numerically by the "root" of their Table ID, where the "root" is defined as the numeric section after the first letter and before any additional letters, so for example the root of B06004APR is "06004". For tables with the same root, additionally sort them in the following order:

- Non-iterated, non-collapsed, non-PR version (e.g., Table B06003)
- Iterated, non-collapsed, non-PR versions (e.g., Tables B06004A, B06004B...B06004I)
- Non-iterated, collapsed, non-PR version (e.g., Table C06001)
- Iterated, collapsed, non-PR version (e.g., Tables C08505A, C08505B... C08505I)
- Non-iterated, non-collapsed, PR version (e.g., Table B06003PR)

Iterated, non-collapsed, PR versions (e.g., Tables B06004APR, B06004BPR...B06004IPR)

Non-iterated, collapsed, PR version (e.g., Table C06001PR)

Iterated, collapsed, PR version

2) With tables sorted in this order, start with the first table and assign it to the first sequence. For each subsequent table, if the table has either a new "subject", a new "geography type", or would cause the number of cells in the sequence to exceed 245, then start a new sequence. "Subject" is described using the second and third characters in the Table ID, so for example the subject of B06004APR is "06" for place of birth. You can view a complete list of subjects at <https://ask.census.gov/faq.php?id=5000&faqId=1687>. "Geography type" can be one of three things: Place of Residence geography type, Place of Work geography type, or Residence 1 Year Ago geography type.

3) If a table does not fit in one sequence, then put the first 245 cells of it in one sequence, and the rest in the next. If a table does not fit in two sequences, then put the first 245 cells of it in one sequence, the next 245 cells of it in the next sequence, and the rest in a third sequence.

The rules governing how many tables can be assigned the same sequence number depend on the following:

- There are no more than 256 cells per sequence, so the data can be read into a spreadsheet. There are 245 data cells and 11 other cells reserved for identifying information.
- There are 178 sequences for the 2011 ACS 1-year Summary File.
- Tables are grouped numerically by the "root" of their Table ID, (i.e., Table B00001 is in sequence file 0001).
- Tables with race iterations are grouped in the same sequence.

It is critical to know the sequence number associated with a Detailed Table (Table ID) for two reasons. First, one needs it in order to access the correct estimates and margins of error files for the desired table. Second, the field start position for the estimates or margins of error of a certain Detailed Table depends on its sequence number.

The Sequence Number and Detailed Table Number Lookup file, available as an Excel spreadsheet, text file, and SAS dataset, lists Table IDs associated with each sequence number. This spreadsheet, formerly known as "merge_5_6", is available at www2.census.gov/acs2011_1yr/summaryfile/. The name of the Excel spreadsheet is "Sequence_Number_and_Table_Number_Lookup.xls," the text file is called "Sequence_Number_and_Table_Number_Lookup.txt," and the SAS dataset is called "SequenceNumberTableNumberLookup.sas7bdat."

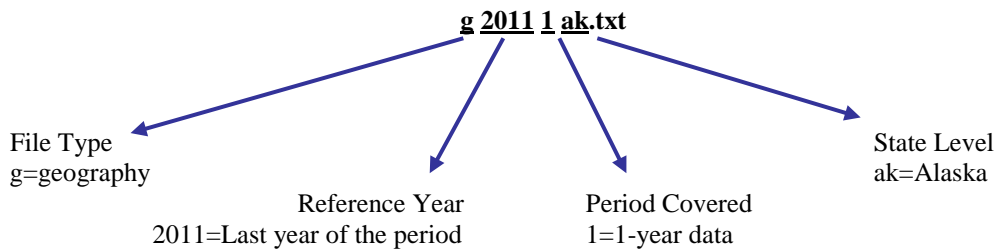
For example, to find the sequence number associated with the table B08406, a user must open and look for that Table ID in the Sequence Number and Table Number Lookup file. Shown below is a screenshot of this file opened to where the "tblid" is B08406. The next column in the file, "seq", shows that this Table ID is associated with the sequence number "0043". In order to access the estimate and margin of error file for Table B08406, a user will need to download the estimate and margin of error files labeled with the sequence number "0043".

	A	B	C	D	E	F	G	H	I
8515	ACSSF	B08406	0043			7	51 CELLS	SEX OF WORKERS BY MEANS OF TRANSPORTATION TO WORK FOR WORKPLACE GEOGRAPHY	Journey to Work
8516	ACSSF	B08406	0043					Universe: Workers 16 years and over	
8517	ACSSF	B08406	0043	1				Total:	
8518	ACSSF	B08406	0043	2				Car, truck, or van:	
8519	ACSSF	B08406	0043	3				Drove alone	
8520	ACSSF	B08406	0043	4				Carpooled:	
8521	ACSSF	B08406	0043	5				In 2-person carpool	
8522	ACSSF	B08406	0043	6				In 3-person carpool	
8523	ACSSF	B08406	0043	7				In 4-or-more-person carpool	
8524	ACSSF	B08406	0043	8				Public transportation (excluding taxicab):	
8525	ACSSF	B08406	0043	9				Bus or trolley bus	
8526	ACSSF	B08406	0043	10				Streetcar or trolley car (carro publico in Puerto Rico)	
8527	ACSSF	B08406	0043	11				Subway or elevated	
8528	ACSSF	B08406	0043	12				Railroad	
8529	ACSSF	B08406	0043	13				Ferryboat	
8530	ACSSF	B08406	0043	14				Bicycle	
8531	ACSSF	B08406	0043	15				Walked	
8532	ACSSF	B08406	0043	16				Taxicab, motorcycle, or other means	
8533	ACSSF	B08406	0043	17				Worked at home	

2.4 Geography File

There is a geography file that comes with the estimate and margin of error files. This file begins with a “g” and is an ASCII file using either a position based format or comma delimited format. A geography file exists for each state or state level equivalent.

Geography files are named using the following convention:



File Name: g2011ak.txt		
Example	Name	Range or Type
g	File Type	g=geography
2011	Reference Year	ACS data year (last year of the period for multiyear periods)
1	Period Covered	1=1-year, 3=3-year, 5=5-year
ak	State Level	US or abbreviations for state, District of Columbia, and Puerto Rico

The geography files contain geographic information for an ACS tabulated area, including the name of the area. One variable on the file, called LOGRECNO, is the logical record number and is used to link the level of geography to the estimate and margin of error files. An example of how to use LOGRECNO is discussed in [Chapter 2.5](#).

The following table provides the layout of the geography file:

Variable Name	Description	Field Size	Starting Position	Geographic Summary Levels For 1-Year Tables
---------------	-------------	------------	-------------------	---

2011 ACS 1-Year Summary File Technical Documentation

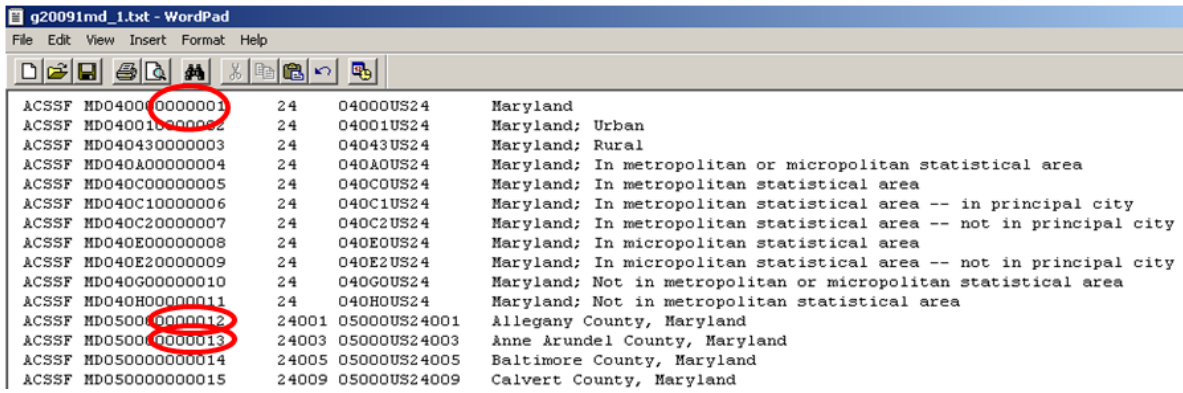
RECORD CODES				
FILEID	Always equal to ACS Summary File identification	6	1	All Summary Levels
STUSAB	State Postal Abbreviation	2	7	All Summary Levels
SUMLEVEL	Summary Level	3	9	All Summary Levels
COMPONENT	Geographic Component	2	12	All Summary Levels
LOGRECNO	Logical Record Number	7	14	All Summary Levels
GEOGRAPHIC AREA CODES				
US	US	1	21	010
REGION	Census Region	1	22	020
DIVISION	Census Division	1	23	030
STATECE	State (Census Code)	2	24	Blank for all summary levels
STATE	State (FIPS Code)	2	26	040, 050, 060, 160, 230, 312, 352, 500, 795, 950, 960, 970
COUNTY	County of current residence	3	28	050, 060
COUSUB	County Subdivision (FIPS)	5	31	060
PLACE	Place (FIPS Code)	5	36	160, 312, 352
TRACT	Census Tract	6	41	Not applicable for this release
BLKGRP	Block Group	1	47	Not applicable for this release
CONCIT	Consolidated City	5	48	Not applicable for this release
AIANHH	American Indian Area/Alaska Native Area/ Hawaiian Home Land (Census)	4	53	250
AIANHHFP	American Indian Area/Alaska Native Area/ Hawaiian Home Land (FIPS)	5	57	Not applicable for this release
AIHHTLI	American Indian Trust Land/ Hawaiian Home Land Indicator	1	62	Not applicable for this release
AITSC	American Indian Tribal Subdivision (Census)	3	63	Not applicable for this release
AITSF	American Indian Tribal Subdivision (FIPS)	5	66	Not applicable for this release
ANRC	Alaska Native Regional Corporation (FIPS)	5	71	230
CBSA	Metropolitan and Micropolitan Statistical Area	5	76	310, 312, 314
CSA	Combined Statistical Area	3	81	330
METDIV	Metropolitan Statistical Area-Metropolitan Division	5	84	314
MACC	Metropolitan Area Central City	1	89	Blank for all summary levels
MEMI	Metropolitan/Micropolitan Indicator Flag	1	90	010, 020, 030, 040, 314
NECTA	New England City and Town Area	5	91	335, 350, 352
CNECTA	New England City and Town Combined Statistical Area	3	96	335
NECTADIV	New England City and Town Area Division	5	99	355
UA	Urban Area	5	104	400
BLANK		5	109	Reserved for future use
CDCURR	Current Congressional District ***	2	114	500
SLDU	State Legislative District Upper	3	116	Not applicable for the release
SLDL	State Legislative District Lower	3	119	Not applicable for the release
BLANK		6	122	Reserved for future use
BLANK		3	128	Reserved for future use

ZCTA5	5-digit ZIP Code Tabulation Area	5	131	Not applicable for the release
SUBMCD	Subminor Civil Division (FIPS)	5	136	Reserved for future use
SDELM	State-School District (Elementary)	5	141	950
SDSEC	State-School District (Secondary)	5	146	960
SDUNI	State-School District (Unified)	5	151	970
UR	Urban/Rural	1	156	010, 020, 030, 040
PCI	Principal City Indicator	1	157	010, 020, 030, 040, 312, 352
BLANK		6	158	Reserved for future use
BLANK		5	164	Reserved for future use
PUMA5	Public Use Microdata Area – 5% File	5	169	795
BLANK		5	174	Reserved for future use
GEOID	Geographic Identifier	40	179	All Summary Levels
NAME	Area Name	1000	219	All Summary Levels
BTTR	Tribal Tract	6	1219	Not applicable for the release
BTBG	Tribal Block Group	1	1225	Not applicable for the release
BLANK		44	1226	Reserved for future use

We also provide an Excel template for the geography file named “2011_SFGeoFileTemplate.xls”. The template provides users with two rows containing the variable names and their descriptions (as displayed in the above table) for each column in the geography file. It is meant to be used with the comma delimited version of the geography file. The template is available at http://www2.census.gov/acs2011_1yr/summaryfile/UserTools/ in the zipped “2011_SummaryFileTemplates” folder. Here is a screenshot of the Excel file:

	A	B	C	D	E	F	G	H	I	J	K	L	M	
1	FILEID	STUSAB	SUMLEVEL	COMPONENT	LOGRECNO	US	REGION	DIVISION	STATECE	STATE	COUNTY	COUSUB	PLACE	TRACT
2	Always equal to ACS Summary File Identification	State Postal Abbreviation	Summary Level	Geographic Component	Logical Record Number	US	Census Region	Census Division	State (Census Code)	State (FIPS Code)	County of current residence	County Subdivision (FIPS)	Place (FIPS Code)	Tract
3														
4														
5														
6														
7														
8														

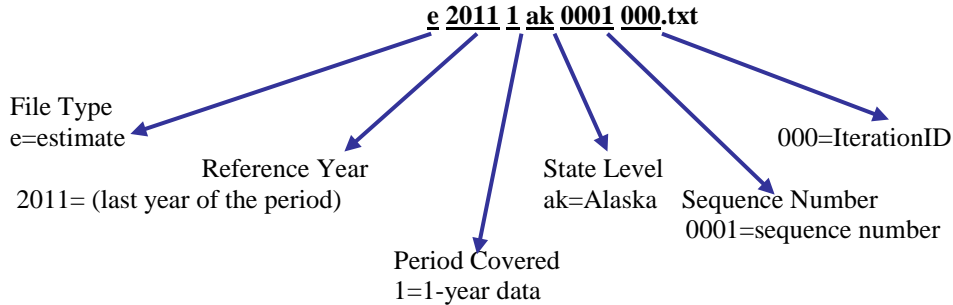
Each state, the District of Columbia, Puerto Rico and the set of cross-state geographies, have one geography file associated with them regardless of how the Summary File is accessed. For example, the following screenshot shows the beginning of the state geography file for Maryland. In the screenshot, the logical record numbers corresponding with the state of Maryland, Allegany County, and Anne Arundel County are circled. The logical record number for the state of Maryland is “0000001”, for Allegany County it is “0000012”, and for Anne Arundel County it is “0000013”.



Excess spaces in the pictured geography file have been removed for illustrative purposes.

2.5 Estimate and Margin of Error Files

Each of the three Summary File directories include zipped files containing estimate files (file names beginning with an “e”) and margins of error files (file names beginning with an “m”). The estimate files contain published ACS estimates and the margin of error files contain published ACS margins of error for their respective estimates. Here is the naming convention used for those files:



File Name: e20111ak0001000.txt		
Example	Name	Range or Type
e	File Type	e=estimate, m=margin of error
2011	Reference Year	ACS data year (last year of the period for multiyear periods)
1	Period Covered	1=1-year, 3=3-year, 5=5-year
ak	State Level	US or abbreviations for state, District of Columbia and Puerto Rico
0001	Sequence Number	0001 to 9999
000	Reserved for future use	Iteration value for future use

The estimates and margins of error for Detailed Tables are grouped together in by sequence numbers, as discussed in [Chapter 2.3](#). There is an estimate and margin of error file for each sequence number.

The format of the estimate and margin of error files are identical; they are strings of comma-delimited ASCII text. Each row represents a different geographic area and the first six fields

contain metadata such as the geographic area and the sequence number. Following those fields are the estimates or margins of error for the Detailed Tables. Starting and ending positions of the fields associated with each Detailed Table can be found using the Sequence Number and Table Number Lookup file, which is discussed in [Chapter 2.3](#). The estimates or margins of error for one Detailed Table span several fields within a row.

Here is the record layout of the estimates and the margin of error files:

Field Name	Description	Field Size
FILEID	File Identification	6 Characters
FILETYPE	File Type	6 Characters
STUSAB	State/U.S.-Abbreviation (USPS)	2 Characters
CHARITER	Character Iteration	3 Characters
SEQUENCE	Sequence Number	4 Characters
LOGRECNO	Logical Record Number	7 Characters
Field # 7 and up	Estimates	Various

Going back to the example from [Chapter 2.3](#), we know that table B08406 corresponds to sequence “0043”. Additionally, the Sequence Number and Table Number Lookup file (as shown earlier) tells us that table B08406 begins at position seven and contains 51 cells.

In order to get estimates for Maryland; Allegany County, MD; and Anne Arundel County, MD one must recall the logical record numbers associated with each geography. In [Chapter 2.4](#), we identified these to be “0000001”, “0000012”, and “0000013”, respectively. The logical record number, LOGRECNO, must be used to merge the geography information to the estimate and margin of error files.

The example below shows the estimate file for sequence “0043” and all geographies except census tracts and block groups for the state of Maryland using the 2009 ACS 1-year Summary File. For the 2011 ACS 1-year Summary File, the dots “.” in the below screenshot will be replaced by empty cells as documented in [Appendix C.3](#). Note that each row has a uniquely assigned logical record number, called LOGRECNO, which links the estimate to a specific geographic area. The pictured example has the logical record numbers corresponding to Maryland, Allegany County, and Anne Arundel County circled. Estimates for table B08406 at these geographic levels can be found within their respective rows at field seven and continuing for 50 additional fields.

```

ACSSF, 2009e1, md, 000, 0003, 0000001, 2587044, 2229066, 1969240, 259826, 200758, 38991, 20077, 137221, 97834, 2
ACSSF, 2009e1, md, 000, 0003, 0000012, .....
ACSSF, 2009e1, md, 000, 0003, 0000013, 248471, 228283, 202783, 25500, 19149, 4306, 2045, 3989, 3430, 127, 329, 103
ACSSF, 2009e1, md, 000, 0003, 0000014, 351666, 308694, 277191, 31503, 26119, 3212, 2172, 15980, 14833, 120, 290, 7
ACSSF, 2009e1, md, 000, 0003, 0000015, .....
ACSSF, 2009e1, md, 000, 0003, 0000016, .....
ACSSF, 2009e1, md, 000, 0003, 0000017, .....
ACSSF, 2009e1, md, 000, 0003, 0000018, .....
ACSSF, 2009e1, md, 000, 0003, 0000019, 107070, 94949, 82030, 12919, 9952, 1627, 1340, 1434, 1434, 0, 0, 0, 245, 32
ACSSF, 2009e1, md, 000, 0003, 0000020, 92049, 84782, 76063, 8719, 6475, 1412, 832, 257, 257, 0, 0, 0, 171, 2169, 57
ACSSF, 2009e1, md, 000, 0003, 0000021, 152409, 139444, 127022, 12422, 9926, 1907, 589, 2085, 1815, 102, 71, 97, 0, 4
ACSSF, 2009e1, md, 000, 0003, 0000022, 482740, 394364, 348813, 45551, 36350, 5524, 3677, 44621, 26897, 459, 15573
ACSSF, 2009e1, md, 000, 0003, 0000023, 323723, 272527, 235560, 36967, 25997, 8228, 2742, 23745, 14835, 115, 7681,
ACSSF, 2009e1, md, 000, 0003, 0000024, .....
ACSSF, 2009e1, md, 000, 0003, 0000025, .....
ACSSF, 2009e1, md, 000, 0003, 0000026, .....
ACSSF, 2009e1, md, 000, 0003, 0000027, 369669, 291632, 252107, 39525, 29933, 6250, 3342, 42228, 31671, 1213, 7998
ACSSF, 2009e1, md, 000, 0003, 0000028, 369669, 291632, 252107, 39525, 29933, 6250, 3342, 42228, 31671, 1213, 7998
ACSSF, 2009e1, md, 000, 0003, 0000029, .....
ACSSF, 2009e1, md, 000, 0003, 0000030, .....
ACSSF, 2009e1, md, 000, 0003, 0000031, 45231, 31739, 27764, 3975, 3138, 278, 559, 8889, 5865, 210, 2161, 653, 0, 634
ACSSF, 2009e1, md, 000, 0003, 0000032, .....
ACSSF, 2009e1, md, 000, 0003, 0000033, 369669, 291632, 252107, 39525, 29933, 6250, 3342, 42228, 31671, 1213, 7998

```

2.6 How to Join the ACS Summary File to the TIGER/Line Shapefiles

TIGER/Line Shapefiles allow data users to directly link geographic areas to data from the American Community Survey and other surveys. The TIGER/Line Shapefiles are designed for use with geographic information system (GIS) software. Learn more about TIGER/Line Shapefiles at www.census.gov/geo/www/tiger/.

The variable GEOID joins the ACS Summary File to the TIGER/Line Shapefiles. For the ACS Summary File, GEOID is located in column AW of the geography file. It is not found in the estimates or margins of error files. (As discussed in previous chapters, the variable LOGRECNO is needed to join together the parts that make up the Summary File: the geography, estimates, and margins of error files). GEOID's corresponding variable in the 2011 TIGER/Line Shapefiles is also GEOID. .

We will walk through an example of joining these files using Kent County, Delaware and the 2011 ACS 1-year estimates. In the ACS Summary File, the GEOID is 05000US10001. In the TIGER/Line Shapefiles, the GEOID is 10001. (GEOID is a concatenation of all the codes associated with a given geographic area, such as the state FIPS code, county FIPS code, etc. The exact concatenation varies by geographic area. In this example, 10=state FIPS code and 001=county FIPS code.)

The ACS Summary File GEOID contains the necessary information to connect to the TIGER/Line Shapefiles, but it needs to be modified in order to exactly match up. Notice that the ACS GEOID, 05000US10001, contains the TIGER/Line GEOID string, 10001.

In order to create an exact match of both GEOIDs, it is necessary to remove all of the characters before and including the letter "S" in the ACS Summary File. By removing these characters, the

new GEOID in the ACS Summary File exactly matches the field GEOID in the TIGER/Line Shapefiles.

The following is an example of how to modify the ACS Summary File’s GEOID in Excel 2007 so it can be joined with TIGER/Line Shapefiles:

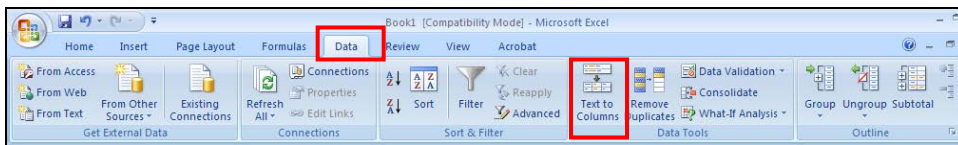
- 1) Open the ACS Summary File comma delimited geography file in Excel. This example uses Delaware’s geography file (g20111de.csv) available at www2.census.gov/acs2011_1yr/summaryfile/ with the column headers from the geography file template copied into Delaware’s geography file. Learn more about the geography file template in [Chapter 2.4](#).
- 2) Insert 2 blank columns to the right of the column “GEOID.” Your modified GEOID will eventually go into the second column. (Note: Columns F through AV in the diagrams following are hidden for illustrative purposes.)

	A	B	C	D	E	AW	AX	AY	
1	FILEID	STUSAB	SUMLEVEL	COMPONENT	LOGRECNO	GEOID			NAME
2	equal to ACS Summary File identification	State Postal Abbreviation	Summary Level	Geographic Component	Logical Record Number	Geographic Identifier			Area Name
3	ACSSF	DE	40	0	1	04000US10			Delaware
4	ACSSF	DE	40	1	2	04001US10			Delaware -- Urban
5	ACSSF	DE	40	43	3	04043US10			Delaware -- Rural
6	ACSSF	DE	40	A0	4	040A0US10			Delaware -- In metropolitan or micropolitan statistical area
7	ACSSF	DE	40	C0	5	040C0US10			Delaware -- In metropolitan statistical area
8	ACSSF	DE	40	C1	6	040C1US10			Delaware -- In metropolitan statistical area
9	ACSSF	DE	40	C2	7	040C2US10			Delaware -- In metropolitan statistical area
10	ACSSF	DE	40	E0	8	040E0US10			Delaware -- In micropolitan statistical area
11	ACSSF	DE	40	E2	9	040E2US10			Delaware -- In micropolitan statistical area
12	ACSSF	DE	40	H0	10	040H0US10			Delaware -- Not in metropolitan statistical area
13	ACSSF	DE	50	0	11	05000US10001			Kent County, Delaware
14	ACSSF	DE	50	0	12	05000US10003			New Castle County, Delaware
15	ACSSF	DE	50	0	13	05000US10005			Sussex County, Delaware
16	ACSSF	DE	160	0	14	16000US1077580			Wilmington city, Delaware
17	ACSSF	DE	312	0	15	31200US379801077580			Wilmington city, DE; Philadelphia-Camden
18	ACSSF	DE	500	0	16	50000US1000			Congressional District (at Large) (112th Co
19	ACSSF	DE	795	0	17	79500US1000101			PUMA5 00101, Delaware
20	ACSSF	DE	795	0	18	79500US1000102			PUMA5 00102, Delaware
21	ACSSF	DE	795	0	19	79500US1000103			PUMA5 00103, Delaware
22	ACSSF	DE	795	0	20	79500US1000104			PUMA5 00104, Delaware

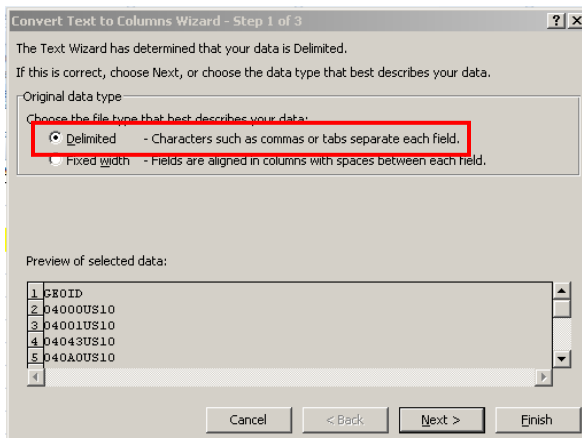
3) Next, select the column “GEOID.”

	A	B	C	D	E	AW	AX	AY	
1	FILEID	STUSAB	SUMLEV	COMPON	LOGRECNO	GEOID			NAME
	equal to ACS Summary File	State Postal Abbrevia	Summary Level	Geographic Component	Logical Record Number	Geographic Identifier			Area Name
3	ACSSF	DE	40	0	1	04000US10			Delaware
4	ACSSF	DE	40	1	2	04001US10			Delaware -- Urban
5	ACSSF	DE	40	43	3	04043US10			Delaware -- Rural
6	ACSSF	DE	40	A0	4	040A0US10			Delaware -- In metropolitan or micropolit
7	ACSSF	DE	40	C0	5	040C0US10			Delaware -- In metropolitan statistical are
8	ACSSF	DE	40	C1	6	040C1US10			Delaware -- In metropolitan statistical are
9	ACSSF	DE	40	C2	7	040C2US10			Delaware -- In metropolitan statistical are
10	ACSSF	DE	40	E0	8	040E0US10			Delaware -- In micropolitan statistical are
11	ACSSF	DE	40	E2	9	040E2US10			Delaware -- In micropolitan statistical are
12	ACSSF	DE	40	H0	10	040H0US10			Delaware -- Not in metropolitan statistica
13	ACSSF	DE	50	0	11	05000US10001			Kent County, Delaware
14	ACSSF	DE	50	0	12	05000US10003			New Castle County, Delaware
15	ACSSF	DE	50	0	13	05000US10005			Sussex County, Delaware
16	ACSSF	DE	160	0	14	16000US1077580			Wilmington city, Delaware
17	ACSSF	DE	312	0	15	31200US379801077580			Wilmington city, DE; Philadelphia-Camden
18	ACSSF	DE	500	0	16	50000US1000			Congressional District (at Large) (112th Co
19	ACSSF	DE	795	0	17	79500US1000101			PUMA5 00101, Delaware
20	ACSSF	DE	795	0	18	79500US1000102			PUMA5 00102, Delaware
21	ACSSF	DE	795	0	19	79500US1000103			PUMA5 00103, Delaware
22	ACSSF	DE	795	0	20	79500US1000104			PUMA5 00104, Delaware

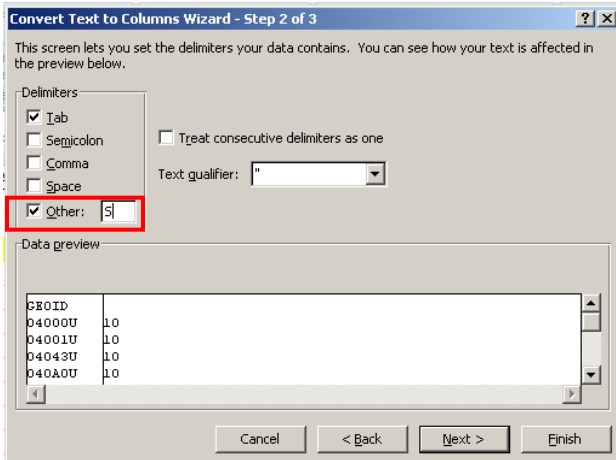
4) Select the “Data” tab from the top menu, then select “Text to Columns.” The “Convert Text to Columns Wizard” box should pop up.



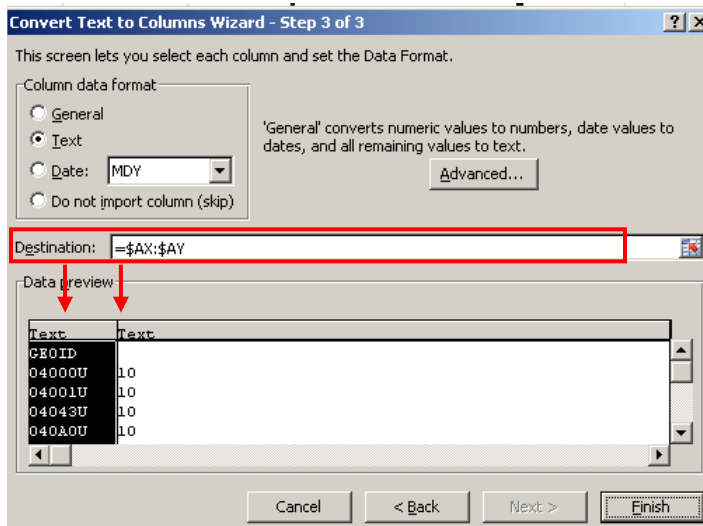
5) In the “Convert Text to Columns Wizard,” select “Delimited” under “Choose the file type that best describes your data:” then click “Next.”



- 6) Check “Other” as the delimiter and type the letter “S” into the box. Click “Next.”



- 7) In the “Data preview” window, click on the top of both columns in “Data preview” and select “Text” under “Column data format.” In “Destination,” select the two blank columns that you created in Step 1. Click “Finish.”



- 8) Column AY should now contain the modified ACS GEOID that corresponds to GEOID in the TIGER/Line Shapefiles. The second screenshot shows the TIGER/Line Shapefile for Kent County, Delaware.

1	A	B	C	D	E	AW	AX	AY	AZ
1	FILEID	STUSAB	SUMLEVEL	COMPONENT	LOGRECNO	GEOID	GEOID		NAME
2	equal to ACS Summary File Identification	State Postal Abbrevia	Summary Level	Geographic Component	Logical Record Number	Geographic Identifier	Geographic Identifier		Area Name
3	ACSSF	DE	40		0	1 04000US10	04000U	10	Delaware
4	ACSSF	DE	40		1	2 04001US10	04001U	10	Delaware -- Urban
5	ACSSF	DE	40		43	3 04043US10	04043U	10	Delaware -- Rural
6	ACSSF	DE	40	A0		4 040A0US10	040A0U	10	Delaware -- In metropolitan or micropolitan sta
7	ACSSF	DE	40	C0		5 040C0US10	040C0U	10	Delaware -- In metropolitan statistical area
8	ACSSF	DE	40	C1		6 040C1US10	040C1U	10	Delaware -- In metropolitan statistical area -- in
9	ACSSF	DE	40	C2		7 040C2US10	040C2U	10	Delaware -- In metropolitan statistical area -- nc
10	ACSSF	DE	40	E0		8 040E0US10	040E0U	10	Delaware -- In micropolitan statistical area
11	ACSSF	DE	40	E2		9 040E2US10	040E2U	10	Delaware -- In micropolitan statistical area -- nc
12	ACSSF	DE	40	H0		10 040H0US10	040H0U	10	Delaware -- Not in metropolitan statistical area
13	ACSSF	DE	50		0	11 05000US10001	05000U	10001	Kent County, Delaware
14	ACSSF	DE	50		0	12 05000US10003	05000U	10003	New Castle County, Delaware
15	ACSSF	DE	50		0	13 05000US10005	05000U	10005	Sussex County, Delaware
16	ACSSF	DE	160		0	14 16000US1077580	16000U	1077580	Wilmington city, Delaware
17	ACSSF	DE	312		0	15 31200US379801077580	31200U	3.79801E+11	Wilmington city, DE; Philadelphia-Camden-Wilr
18	ACSSF	DE	500		0	16 50000US1000	50000U	1000	Congressional District (at Large) (111th Congres
19	ACSSF	DE	795		0	17 79500US1000101	79500U	1000101	UMAS 00101, Delaware
20	ACSSF	DE	795		0	18 79500US1000102	79500U	1000102	UMAS 00102, Delaware
21	ACSSF	DE	795		0	19 79500US1000103	79500U	1000103	UMAS 00103, Delaware
22	ACSSF	DE	795		0	20 79500US1000104	79500U	1000104	UMAS 00104, Delaware
23	ACSSF	DF	795		0	21 79500US1000200	79500U	1000200	UMAS 00200, Delaware

1	A	B	C	D	E	F	G	H	I	J	K
1	STATEFP	COUNTYFP	COUNTYNS	GEOID	NAME	NAMELSAD	LSAD	CLASSFP	MTFCC	CSA	CBSA
420	05	069	00066862	05069	Jefferson	Jefferson County	06	H1	G4020	340	38220
421	10	001	00217271	10001	Kent	Kent County	06	H1	G4020		20100
422	05	019	00066845	05019	Clark	Clark County	06	H1	G4020		11660
423	12	097	00295748	12097	Osceola	Osceola County	06	H1	G4020	422	36740
424	05	105	00069171	05105	Perry	Perry County	06	H1	G4020	340	30780
425	05	111	00069174	05111	Poinsett	Poinsett County	06	H1	G4020	308	27860

- 9) The ACS Summary File and the TIGER/Line Shapefile should now be ready to be joined using GIS software. Visit “Working with TIGER/Line Shapefiles” at <http://www.census.gov/geo/www/tiger/wwtl/wwtl.html> to learn more about how to access and use the TIGER/Line Shapefiles.

3 User Tools

3.1 Summary File Excel Retrieval Tool

If only a few tables are needed, a useful tool is the Summary File Excel Retrieval Tool. If users have Excel 2007 or later, the tool is able to get tables from an entire sequence and from a summary level and component. Information on how to use Summary File Excel Retrieval Tool is located on the ACS Summary File page, at www.census.gov/acs/www/data_documentation/summary_file.

Hardware and Software requirements for the application include:

- Microsoft Windows XP Professional Service Pack 3 or newer
- Winzip version 14.5 or compatible
- 32 bit Office 2007 or newer
- DSL connection at 1.0 Mbps or greater is recommended

Note: When using the Summary File Excel Retrieval Tool, you will notice that 3-year and 5-year options in the drop-down. These items will not be available for use until the 3-year and 5-year data is released.

3.2 Summary File SAS Tool

For users with SAS software, please visit the User Tools folder, http://www2.census.gov/acs2011_1yr/summaryfile/UserTools/ to download SAS programs. These programs allow users to load the Summary File data into SAS Datasets. The SAS programs serve as a reference for the users, and include variable labels, however modifications may be necessary before users can get the data. After the needed Summary File data have been downloaded, users should specify the locations in the library references and the infile statements.

- 1) SF2011YR_SAS.zip – Contains SAS programs, which can be used to convert each estimate and margin of error into SAS Datasets. The SAS datasets include table stubs. There is one individual SAS program for each sequence per state.
- 2) SF_All_Macro.sas – This is a detailed example SAS program containing SAS macros which access the ACS Summary File geography, estimate and margin of error data. It creates one table for all geographies from the ACS Summary File. Segments of the SAS codes can be used to convert geography files into SAS datasets.

3.3 Summary File Excel Import Tool

This tool is another way data users can read the Summary File into Excel, and it is designed to be compatible with any version of the software. While this example uses the 2007-2009 ACS 3-year Summary File, the file layout is similar for the 2011 ACS 1-year Summary File. To begin using this tool, users must first download the Summary File data, the Excel template file, and the Excel geography file.

The 2009 ACS 3-year Summary File is available at http://www2.census.gov/acs2009_3yr/summaryfile/. In this example, we are accessing the data by selecting “2007-2009 ACSSF By State All Tables,” then selecting “California All Geographies.zip.” Once downloaded and unzipped to a local directory, this compressed file contains individual text files and one geography file per Summary File sequence. We are using Sequence file 1, so you need to open and save the corresponding estimate and margin of error text files (e20093ca0001000.txt and m20093ca0001000.txt).

Next, you need to download the Excel template file, SummaryFileXLS.zip, from http://www2.census.gov/acs2009_3yr/summaryfile/UserTools/. (Note: SummaryFileXLS.zip is named SummaryFileTemplates.zip for 2011.) Once unzipped to a local directory, this compressed file contains an Excel file for each Summary File sequence. Again, we are using Sequence File 1, so you need to open Seq1.xls.

Finally, you need to download and save the Excel geography file, mini_geofile.xls, from http://www2.census.gov/acs2009_3yr/summaryfile/UserTools/Geography/ to the same local directory. Each worksheet in the mini_geofile.xls represents geographies that are within a state. Note that the “US” worksheet only contains summary levels that can cross state boundaries. “US” is not the data at the national summary level.

We will walk through an example using sequence 1 for the state of California:

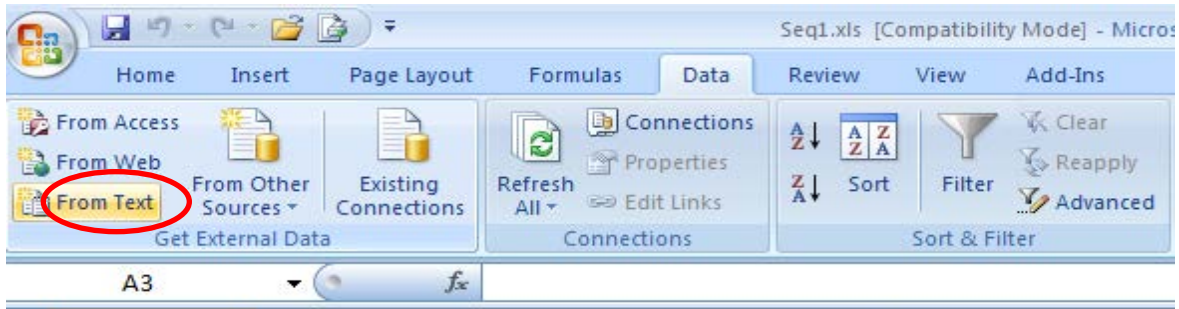
- 1) When the template file is open in Excel it should appear as below:

	A	B	C	D	E	F	G	H
1	FILEID	FILETYPE	STUSAB	CHARITER	SEQUENCE	LOGRECNO	B07401_001	B07401_002
2	FILEID	FILETYPE	STUSAB	CHARITER	SEQUENCE	LOGRECNO	Population 1	Population 1
3								
4								

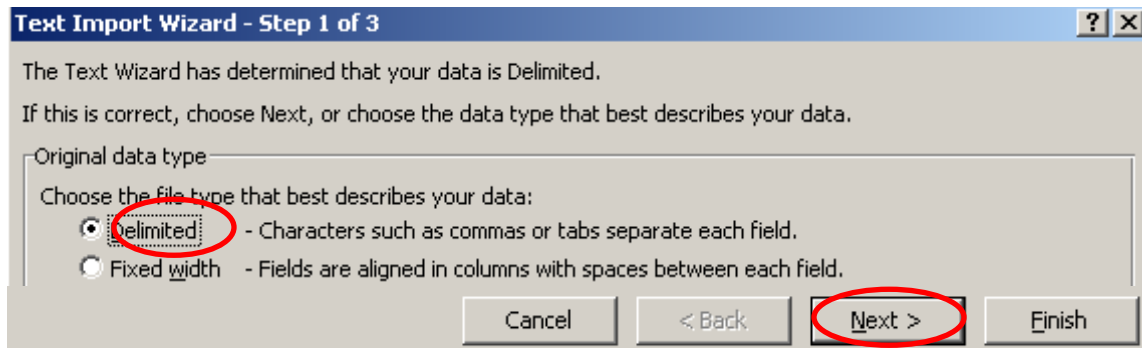
- 2) Place your cursor in cell **A3** and click on the **Data** tab in the Excel tool bar. See below:

	A	B	C	D	E	F	G
1	FILEID	FILETYPE	STUSAB	CHARITER	SEQUENCE	LOGRECNO	B07401_001
2	FILEID	FILETYPE	STUSAB	CHARITER	SEQUENCE	LOGRECNO	Population 1
3							

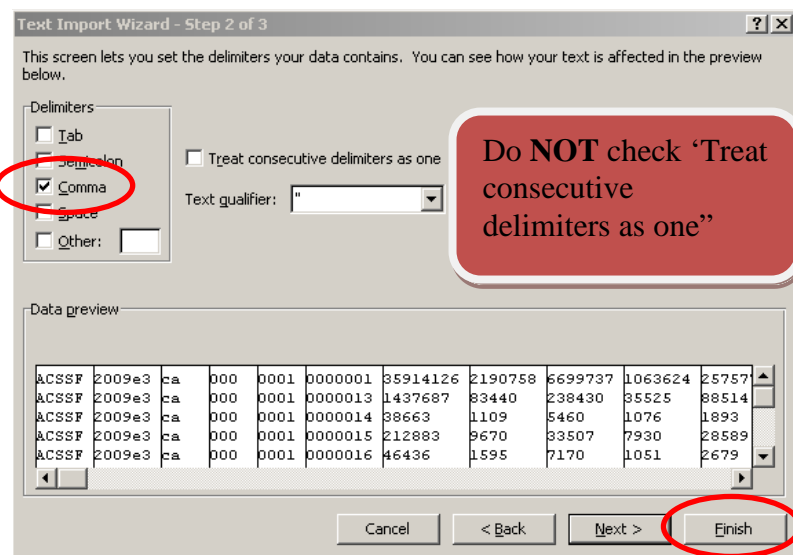
3) To import the Summary File text file into Excel click on **From Text** in the **Get External Data** section of the tool bar. In this example, we are opening the estimate file for California (e20093ca0001000.txt).



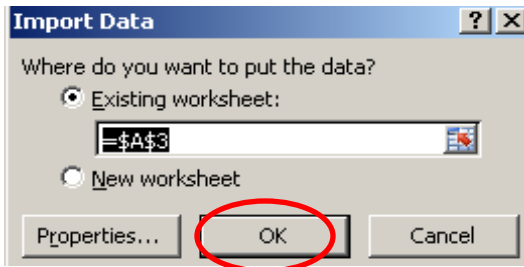
4) Step 1 of the Text Import Wizard will appear. Under **Original data type** choose **Delimited**, and then click **Next**.



5) Step 2 of the Excel Text Import Wizard will appear. Under **Delimiters** choose **Comma**. Users may click **Finish** to import the file or choose **Next** to format the Excel columns.



6) A Pop up window will appear to confirm cell **A3** as the correct cell. Click **OK**.



7) The summary file will be imported in Excel as below:

	G	H	I	J	K	L
1	B07401_001	B07401_002	B07401_003	B07401_004	B07401_005	B07401_006
2	Population 1 year and over in the United States	Population 1 year and over in the United States% 1 to 4 years	Population 1 year and over in the United States% 5 to 17 years	Population 1 year and over in the United States% 18 and 19 years	Population 1 year and over in the United States% 20 to 24 years	Population 1 year and over in the United States% 25 to 29 years
3	35914126	2190758	6699737	1063624	2575775	2730510

Row 1 – Contains a unique identifier of Table ID and Line Number with a “_” between them

Row 2 – Contains the associated metadata for each unique Identifier

Row 3 – Is the first Row of the imported data

	A	B	C	D	E	F
1	FILEID	FILETYPE	STUSAB	CHARITER	SEQUENCE	LOGRECNO
2	FILEID	FILETYPE	STUSAB	CHARITER	SEQUENCE	LOGRECNO
3	ACSSF	20093 ca		0	1	1

Column A – Is a constant value of “ACSSF” (stands for ACS Summary File)

Column B – Contains the associated metadata for each unique Identifier

Column C – Is the first Row of the imported data

8) Read in the estimates and margins of error for each sequence needed. For example, here is the screenshot of the estimates for sequence 1 (the screenshots are for illustration purposes only and may not reflect the current data):

2011 ACS 1-Year Summary File Technical Documentation

	A	B	C	D	E	F	G	H	I	J	K	L	M	N	O	P	Q	R	S	T	
1	FILEID	FILETYPE	ST	C	S	LO	B07401_0	B07401_0	B07401_0	B07401_0	B07401_0	B07401_0	B07401_0	B07401_0	B07401_0	B07401_0	B07401_0	B07401_0	B07401_0	B07401_0	
2	FILEID	FILETYPE	ST	C	S	LO	Populati	Populati	Populati	Populati	Populati	Populati	Populati	Populati	Populati	Populati	Populati	Populati	Populati	Populati	
3	ACSSF	2.01E+06	ca	0	1	1	35914126	2190758	6699737	1063624	2575775	2730510	2535820	2629451	2635271	2684406	2447440	2050939	1636145	1177277	91
4	ACSSF	2.01E+06	ca	0	1	13	1437687	83440	238430	35525	88514	114696	114071	113925	115002	114248	103815	90481	67487	45486	3
5	ACSSF	2.01E+06	ca	0	1	14	38663	1109	5460	1076	1893	1644	1723	2451	2539	3152	3635	3432	3088	2451	
6	ACSSF	2.01E+06	ca	0	1	15	212883	9670	33507	7930	28589	12007	8875	11306	12181	14232	15322	14571	12078	9125	
7	ACSSF	2.01E+06	ca	0	1	16	46436	1595	7170	1051	2679	1979	1499	1785	3237	3603	4565	4086	4101	2706	
8	ACSSF	2.01E+06	ca	0	1	17
9	ACSSF	2.01E+06	ca	0	1	18	1011548	55839	190330	29783	61276	60744	59006	71006	80147	84549	77634	66043	53039	35733	2
10	ACSSF	2.01E+06	ca	0	1	19	28492	1431	4944	959	1850	1873	1901	1934	1762	2145	2407	1980	1486	966	
11	ACSSF	2.01E+06	ca	0	1	20	175652	8684	30988	5148	8868	8208	8157	9957	14333	16915	16712	13741	12824	7642	
12	ACSSF	2.01E+06	ca	0	1	21	884573	65634	192065	28611	70870	74046	60914	58142	57316	57437	52809	44536	35251	25812	1
13	ACSSF	2.01E+06	ca	0	1	22
14	ACSSF	2.01E+06	ca	0	1	23	125157	6007	17968	3491	14696	9189	7055	7189	7275	8789	9676	9507	7418	4987	
15	ACSSF	2.01E+06	ca	0	1	24	159688	12281	34350	6251	12608	11354	10131	10074	10995	11135	9722	7883	5486	4648	
16	ACSSF	2.01E+06	ca	0	1	25	765026	57687	174744	25895	56760	57171	51525	49650	52808	53681	46937	38067	29453	23226	1
17	ACSSF	2.01E+06	ca	0	1	26	140796	10575	27618	4456	13115	12398	11516	12333	9839	9352	7763	6107	4828	3321	
18	ACSSF	2.01E+06	ca	0	1	27	63904	3218	10637	1558	3164	3705	2997	4406	3366	4756	5485	4700	4916	3480	
19	ACSSF	2.01E+06	ca	0	1	28	34510	1639	5057	825	2525	3032	2658	3308	3128	3086	2332	2331	1640	1013	
20	ACSSF	2.01E+06	ca	0	1	29	9706124	590555	1807440	286895	685733	801602	753973	752670	726008	708369	635244	525215	406505	293823	23
21	ACSSF	2.01E+06	ca	0	1	30	143605	10279	30957	4456	9379	10532	9022	9652	9657	9797	9294	8226	7188	5174	
22	ACSSF	2.01E+06	ca	0	1	31	240037	10968	35681	6247	10908	9151	11722	16173	18895	21345	21635	21172	17027	12591	
23	ACSSF	2.01E+06	ca	0	1	32	87010	5024	14523	2593	5272	5109	4698	5078	5270	6098	6850	6678	6632	4023	
24	ACSSF	2.01E+06	ca	0	1	33	239456	17414	55847	9187	19052	16885	15497	15904	15956	15807	13963	11461	9225	7494	
25	ACSSF	2.01E+06	ca	0	1	34	397355	28923	74028	12228	33709	31691	27992	26772	27612	27378	25583	21972	17830	11563	
26	ACSSF	2.01E+06	ca	0	1	35	130845	6751	22410	3891	8396	7659	7209	9471	8454	10436	9618	8571	8214	5529	
27	ACSSF	2.01E+06	ca	0	1	36	95596	3388	14361	2385	4479	4372	3693	5317	6081	7938	9023	9384	7438	5744	

9) Next, you need to pad zeroes for the logical record number LOGRECNO. Add a column next to LOGRECNO. To do this, **Highlight** column G, then **Right Click** and click **Insert**.

	A	B	C	D	E	F	G	H	I	J	K	L	M	N	O	P	Q	R	S	T	
1	FILEID	FILETYPE	ST	C	S	LO	B07401_0	B07401_0	B07401_0	B07401_0	B07401_0	B07401_0	B07401_0	B07401_0	B07401_0	B07401_0	B07401_0	B07401_0	B07401_0	B07401_0	
2	FILEID	FILETYPE	ST	C	S	LO	Populati	Populati	Populati	Populati	Populati	Populati	Populati	Populati	Populati	Populati	Populati	Populati	Populati	Populati	
3	ACSSF	2.01E+06	ca	0	1	1	35914126	2190758	6699737	1063624	2575775	2730510	2535820	2629451	2635271	2684406	2447440	2050939	1636145	1177277	91
4	ACSSF	2.01E+06	ca	0	1	13	1437687	83440	238430	35525	88514	114696	114071	113925	115002	114248	103815	90481	67487	45486	3
5	ACSSF	2.01E+06	ca	0	1	14	38663	1109	5460	1076	1893	1644	1723	2451	2539	3152	3635	3432	3088	2451	
6	ACSSF	2.01E+06	ca	0	1	15	212883	9670	33507	7930	28589	12007	8875	11306	12181	14232	15322	14571	12078	9125	
7	ACSSF	2.01E+06	ca	0	1	16	46436	1595	7170	1051	2679	1979	1499	1785	3237	3603	4565	4086	4101	2706	
8	ACSSF	2.01E+06	ca	0	1	17
9	ACSSF	2.01E+06	ca	0	1	18	1011548	55839	190330	29783	61276	60744	59006	71006	80147	84549	77634	66043	53039	35733	2
10	ACSSF	2.01E+06	ca	0	1	19	28492	1431	4944	959	1850	1873	1901	1934	1762	2145	2407	1980	1486	966	
11	ACSSF	2.01E+06	ca	0	1	20	175652	8684	30988	5148	8868	8208	8157	9957	14333	16915	16712	13741	12824	7642	
12	ACSSF	2.01E+06	ca	0	1	21	884573	65634	192065	28611	70870	74046	60914	58142	57316	57437	52809	44536	35251	25812	1
13	ACSSF	2.01E+06	ca	0	1	22
14	ACSSF	2.01E+06	ca	0	1	23	125157	6007	17968	3491	14696	9189	7055	7189	7275	8789	9676	9507	7418	4987	
15	ACSSF	2.01E+06	ca	0	1	24	159688	12281	34350	6251	12608	11354	10131	10074	10995	11135	9722	7883	5486	4648	
16	ACSSF	2.01E+06	ca	0	1	25	765026	57687	174744	25895	56760	57171	51525	49650	52808	53681	46937	38067	29453	23226	1
17	ACSSF	2.01E+06	ca	0	1	26	140796	10575	27618	4456	13115	12398	11516	12333	9839	9352	7763	6107	4828	3321	
18	ACSSF	2.01E+06	ca	0	1	27	63904	3218	10637	1558	3164	3705	2997	4406	3366	4756	5485	4700	4916	3480	
19	ACSSF	2.01E+06	ca	0	1	28	34510	1639	5057	825	2525	3032	2658	3308	3128	3086	2332	2331	1640	1013	
20	ACSSF	2.01E+06	ca	0	1	29	9706124	590555	1807440	286895	685733	801602	753973	752670	726008	708369	635244	525215	406505	293823	23
21	ACSSF	2.01E+06	ca	0	1	30	143605	10279	30957	4456	9379	10532	9022	9652	9657	9797	9294	8226	7188	5174	
22	ACSSF	2.01E+06	ca	0	1	31	240037	10968	35681	6247	10908	9151	11722	16173	18895	21345	21635	21172	17027	12591	
23	ACSSF	2.01E+06	ca	0	1	32	87010	5024	14523	2593	5272	5109	4698	5078	5270	6098	6850	6678	6632	4023	
24	ACSSF	2.01E+06	ca	0	1	33	239456	17414	55847	9187	19052	16885	15497	15904	15956	15807	13963	11461	9225	7494	
25	ACSSF	2.01E+06	ca	0	1	34	397355	28923	74028	12228	33709	31691	27992	26772	27612	27378	25583	21972	17830	11563	
26	ACSSF	2.01E+06	ca	0	1	35	130845	6751	22410	3891	8396	7659	7209	9471	8454	10436	9618	8571	8214	5529	
27	ACSSF	2.01E+06	ca	0	1	36	95596	3388	14361	2385	4479	4372	3693	5317	6081	7938	9023	9384	7438	5744	

a. For cells G1 and G2, put in **LOGRECNO** as the label.

1	A	B	C	D	E	F	G	H	I	J	K	L	M	N	O	P	Q	R	S
	FILEID	FILETYPE	ST	CS	LOGRECNO	LOGRECNO		B07401_0	B07401_0	B07401_0	B07401_0	B07401_0	B07401_0	B07401_0	B07401_0	B07401_0	B07401_0	B07401_0	B07401_0
2	FILEID	FILETYPE	B	R	E	LOGRECNO	LOGRECNO	Populatio	Populati	Populati	Populati	Populati	Populati	Populati	Populati	Populati	Populati	Populati	Popula
3	ACSSF	2.01E+06	ca	0	1	1		35914126	2190758	6699737	1063624	2575775	2730510	2535820	2629451	2635271	2684406	2447440	205093
4	ACSSF	2.01E+06	ca	0	1	13		1437687	83440	238430	35525	88514	114696	114071	113925	115002	114248	103815	9048
5	ACSSF	2.01E+06	ca	0	1	14		38663	1109	5460	1076	1893	1644	1723	2451	2539	3152	3635	343
6	ACSSF	2.01E+06	ca	0	1	15		212883	9670	33507	7930	28589	12007	8875	11306	12181	14232	15322	1457
7	ACSSF	2.01E+06	ca	0	1	16		46436	1595	7170	1051	2679	1979	1499	1785	3237	3603	4565	408
8	ACSSF	2.01E+06	ca	0	1	17													
9	ACSSF	2.01E+06	ca	0	1	18		1011548	55839	190330	29783	61276	60744	59006	71006	80147	84549	77634	6604
10	ACSSF	2.01E+06	ca	0	1	19		28492	1431	4944	959	1850	1873	1901	1934	1762	2145	2407	198
11	ACSSF	2.01E+06	ca	0	1	20		175652	8684	30988	5148	8868	8208	8157	9957	14333	16915	16712	1374
12	ACSSF	2.01E+06	ca	0	1	21		884573	65634	192065	28611	70870	74046	60914	58142	57316	57437	52809	4453
13	ACSSF	2.01E+06	ca	0	1	22													
14	ACSSF	2.01E+06	ca	0	1	23		125157	6007	17968	3491	14696	9189	7055	7189	7275	8789	9676	950
15	ACSSF	2.01E+06	ca	0	1	24		159688	12281	34350	6251	12608	11354	10131	10074	10995	11135	9722	788
16	ACSSF	2.01E+06	ca	0	1	25		765026	57687	174744	25895	56760	57171	51525	49650	52808	53681	46937	3806
17	ACSSF	2.01E+06	ca	0	1	26		140796	10575	27618	4456	13115	12398	11516	12333	9839	9352	7763	610
18	ACSSF	2.01E+06	ca	0	1	27		63904	3218	10637	1558	3164	3705	2997	4406	3366	4756	5485	470
19	ACSSF	2.01E+06	ca	0	1	28		34510	1639	5057	825	2525	3032	2658	3308	3128	3086	2332	233
20	ACSSF	2.01E+06	ca	0	1	29		9706124	590555	1807440	286895	685733	801602	753973	752670	726008	708369	635244	52521

b. Highlight cell G3 and enter the formula =REPT("0",7-LEN(F3))&F3, then hit Enter.

1	A	B	C	D	E	F	G	H	I	J	K	L	M	N	O	P	Q	R	S
	FILEID	FILETYPE	ST	CS	LOGRECNO	LOGRECNO		B07401_0	B07401_0	B07401_0	B07401_0	B07401_0	B07401_0	B07401_0	B07401_0	B07401_0	B07401_0	B07401_0	B07401_0
2	FILEID	FILETYPE	B	R	E	LOGRECNO	LOGRECNO	Populatio	Populati	Populati	Populati	Populati	Populati	Populati	Populati	Populati	Populati	Populati	Popula
3	ACSSF	2.01E+06	ca	0	1	1	0000001	35914126	2190758	6699737	1063624	2575775	2730510	2535820	2629451	2635271	2684406	2447440	205093
4	ACSSF	2.01E+06	ca	0	1	13		1437687	83440	238430	35525	88514	114696	114071	113925	115002	114248	103815	9048
5	ACSSF	2.01E+06	ca	0	1	14		38663	1109	5460	1076	1893	1644	1723	2451	2539	3152	3635	343
6	ACSSF	2.01E+06	ca	0	1	15		212883	9670	33507	7930	28589	12007	8875	11306	12181	14232	15322	1457
7	ACSSF	2.01E+06	ca	0	1	16		46436	1595	7170	1051	2679	1979	1499	1785	3237	3603	4565	408
8	ACSSF	2.01E+06	ca	0	1	17													
9	ACSSF	2.01E+06	ca	0	1	18		1011548	55839	190330	29783	61276	60744	59006	71006	80147	84549	77634	6604
10	ACSSF	2.01E+06	ca	0	1	19		28492	1431	4944	959	1850	1873	1901	1934	1762	2145	2407	198
11	ACSSF	2.01E+06	ca	0	1	20		175652	8684	30988	5148	8868	8208	8157	9957	14333	16915	16712	1374
12	ACSSF	2.01E+06	ca	0	1	21		884573	65634	192065	28611	70870	74046	60914	58142	57316	57437	52809	4453
13	ACSSF	2.01E+06	ca	0	1	22													
14	ACSSF	2.01E+06	ca	0	1	23		125157	6007	17968	3491	14696	9189	7055	7189	7275	8789	9676	950
15	ACSSF	2.01E+06	ca	0	1	24		159688	12281	34350	6251	12608	11354	10131	10074	10995	11135	9722	788
16	ACSSF	2.01E+06	ca	0	1	25		765026	57687	174744	25895	56760	57171	51525	49650	52808	53681	46937	3806
17	ACSSF	2.01E+06	ca	0	1	26		140796	10575	27618	4456	13115	12398	11516	12333	9839	9352	7763	610
18	ACSSF	2.01E+06	ca	0	1	27		63904	3218	10637	1558	3164	3705	2997	4406	3366	4756	5485	470
19	ACSSF	2.01E+06	ca	0	1	28		34510	1639	5057	825	2525	3032	2658	3308	3128	3086	2332	233
20	ACSSF	2.01E+06	ca	0	1	29		9706124	590555	1807440	286895	685733	801602	753973	752670	726008	708369	635244	52521

c. Copy and paste the formula in cell G3 down column G to the last row of the data.

A	B	C	D	E	F	G	H	I	J	K	L	M	N	O	P	Q	R	S
FILEID	FILETYPE	STRU	STN	LOGRECNO	LOGRECNO	B07401	O	B07401	B07401	B07401	B07401	B07401	B07401	B07401	B07401	B07401	B07401	B07401
		C	S															
		H	E															
		A	Q															
		S	T															
		T	R															
		N	E															
		A	E															
		E	C															
		C	R															
2	FILEID	FILETYPE	B	R	E	LOGRECNO	LOGRECNO	Populatio	Populati	Populati	Populati	Populati	Populati	Populati	Populati	Populati	Populati	Popula
3	ACSSF	2.01E+06	ca	0	1	1	0000001	2575775	2730510	2535820	2629451	2635271	2684406	2447440	205093			
4	ACSSF	2.01E+06	ca	0	1	13	0000013	88514	114696	114071	113925	115002	114248	103815	9048			
5	ACSSF	2.01E+06	ca	0	1	14	0000014	1893	1644	1723	2451	2539	3152	3635	343			
6	ACSSF	2.01E+06	ca	0	1	15	0000015	28589	12007	8875	11306	12181	14232	15322	1457			
7	ACSSF	2.01E+06	ca	0	1	16	0000016	2679	1979	1499	1785	3237	3603	4565	408			
8	ACSSF	2.01E+06	ca	0	1	17	0000017											
9	ACSSF	2.01E+06	ca	0	1	18	0000018	61276	60744	59006	71006	80147	84549	77634	6604			
10	ACSSF	2.01E+06	ca	0	1	19	0000019	1850	1873	1901	1934	1762	2145	2407	198			
11	ACSSF	2.01E+06	ca	0	1	20	0000020	8868	8208	8157	9957	14333	16915	16712	1374			
12	ACSSF	2.01E+06	ca	0	1	21	0000021	70870	74046	60914	58142	57316	57437	52809	4453			
13	ACSSF	2.01E+06	ca	0	1	22	0000022											
14	ACSSF	2.01E+06	ca	0	1	23	0000023	14696	9189	7055	7189	7275	8789	9676	950			
15	ACSSF	2.01E+06	ca	0	1	24	0000024	12608	11354	10131	10074	10995	11135	9722	788			
16	ACSSF	2.01E+06	ca	0	1	25	0000025	56760	57171	51525	49650	52808	53681	46937	3806			
17	ACSSF	2.01E+06	ca	0	1	26	0000026	13115	12398	11516	12333	9839	9352	7763	610			
18	ACSSF	2.01E+06	ca	0	1	27	0000027	3164	3705	2997	4406	3366	4756	5485	470			
19	ACSSF	2.01E+06	ca	0	1	28	0000028	2525	3032	2658	3308	3128	3086	2332	233			
20	ACSSF	2.01E+06	ca	0	1	29	0000029	685733	801602	753973	752670	726008	708369	635244	52521			

A	B	C	D	E	F	G	H	I	J	K	L	M	N	O	P	Q	R	S	
FILEID	FILETYPE	STRU	STN	LOGRECNO	LOGRECNO	B07401	O	B07401	B07401	B07401	B07401	B07401	B07401	B07401	B07401	B07401	B07401	B07401	
		C	S																
		H	E																
		A	Q																
		S	T																
		T	R																
		N	E																
		A	E																
		E	C																
		C	R																
2	FILEID	FILETYPE	B	R	E	LOGRECNO	LOGRECNO	Populatio	Populati	Populati	Populati	Populati	Populati	Populati	Populati	Populati	Populati	Popula	
3	ACSSF	2.01E+06	ca	0	1	1	0000001	35914126	2190758	6699737	1063624	2575775	2730510	2535820	2629451	2635271	2684406	2447440	205093
4	ACSSF	2.01E+06	ca	0	1	13	0000013	1437687	83440	238430	35525	88514	114696	114071	113925	115002	114248	103815	9048
5	ACSSF	2.01E+06	ca	0	1	14	0000014	38663	1109	5460	1076	1893	1644	1723	2451	2539	3152	3635	343
6	ACSSF	2.01E+06	ca	0	1	15	0000015	212883	9670	33507	7930	28589	12007	8875	11306	12181	14232	15322	1457
7	ACSSF	2.01E+06	ca	0	1	16	0000016	46436	1595	7170	1051	2679	1979	1499	1785	3237	3603	4565	408
8	ACSSF	2.01E+06	ca	0	1	17	0000017												
9	ACSSF	2.01E+06	ca	0	1	18	0000018	1011548	55839	190330	29783	61276	60744	59006	71006	80147	84549	77634	6604
10	ACSSF	2.01E+06	ca	0	1	19	0000019	28492	1431	4944	959	1850	1873	1901	1934	1762	2145	2407	198
11	ACSSF	2.01E+06	ca	0	1	20	0000020	175652	8684	30988	5148	8868	8208	8157	9957	14333	16915	16712	1374
12	ACSSF	2.01E+06	ca	0	1	21	0000021	884573	65634	192065	28611	70870	74046	60914	58142	57316	57437	52809	4453
13	ACSSF	2.01E+06	ca	0	1	22	0000022												
14	ACSSF	2.01E+06	ca	0	1	23	0000023	125157	6007	17968	3491	14696	9189	7055	7189	7275	8789	9676	950
15	ACSSF	2.01E+06	ca	0	1	24	0000024	159688	12281	34350	6251	12608	11354	10131	10074	10995	11135	9722	788
16	ACSSF	2.01E+06	ca	0	1	25	0000025	765026	57687	174744	25895	56760	57171	51525	49650	52808	53681	46937	3806
17	ACSSF	2.01E+06	ca	0	1	26	0000026	140796	10575	27618	4456	13115	12398	11516	12333	9839	9352	7763	610
18	ACSSF	2.01E+06	ca	0	1	27	0000027	63904	3218	10637	1558	3164	3705	2997	4406	3366	4756	5485	470
19	ACSSF	2.01E+06	ca	0	1	28	0000028	34510	1639	5057	825	2525	3032	2658	3308	3128	3086	2332	233
20	ACSSF	2.01E+06	ca	0	1	29	0000029	9706124	590555	1807440	286895	685733	801602	753973	752670	726008	708369	635244	52521

10) Add geographies by using common merged keys.

- a. To add geographies, insert two extra columns next to the padded LOGRECNO column G, and label them GEOID and Geography Name. Open the **Excel geography file** mini_geofile.xls and keep both Seq1.xls and mini_geofile.xls files open.

1	A	B	C	D	E	F	G	H	I	J	K	L	M	N	O	P	Q
	FILEID	FILETYPE	ST	C	S	LOGRECNO	LOGRECNO	GEOID	Geography Name	B07401_0	B07401_1	B07401_2	B07401_3	B07401_4	B07401_5	B07401_6	B07401_7
2	FILEID	FILETYPE	B	R	E	LOGRECNO	LOGRECNO	GEOID	Geography Name	Populatio	Populati	Populati	Populati	Populati	Populati	Populati	Populati
3	ACSSF	2.01E+06	ca	0	1	1	0000001			35914126	2190758	6699737	1063624	2575775	2730510	2535820	2629451
4	ACSSF	2.01E+06	ca	0	1	13	0000013			1437687	83440	238430	35525	88514	114696	114071	113925
5	ACSSF	2.01E+06	ca	0	1	14	0000014			38663	1109	5460	1076	1893	1644	1723	2451
6	ACSSF	2.01E+06	ca	0	1	15	0000015			212883	9670	33507	7930	28589	12007	8875	11306
7	ACSSF	2.01E+06	ca	0	1	16	0000016			46436	1595	7170	1051	2679	1979	1499	1785
8	ACSSF	2.01E+06	ca	0	1	17	0000017		
9	ACSSF	2.01E+06	ca	0	1	18	0000018			1011548	55839	190330	29783	61276	60744	59006	71006
10	ACSSF	2.01E+06	ca	0	1	19	0000019			28492	1431	4944	959	1850	1873	1901	1934
11	ACSSF	2.01E+06	ca	0	1	20	0000020			175652	8684	30988	5148	8868	8208	8157	9957
12	ACSSF	2.01E+06	ca	0	1	21	0000021			884573	65634	192065	28611	70870	74046	60914	58142
13	ACSSF	2.01E+06	ca	0	1	22	0000022		
14	ACSSF	2.01E+06	ca	0	1	23	0000023			125157	6007	17968	3491	14696	9189	7055	7189
15	ACSSF	2.01E+06	ca	0	1	24	0000024			159688	12281	34350	6251	12608	11354	10131	10074
16	ACSSF	2.01E+06	ca	0	1	25	0000025			765026	57687	174744	25895	56760	57171	51525	49650
17	ACSSF	2.01E+06	ca	0	1	26	0000026			140796	10575	27618	4456	13115	12398	11516	12333
18	ACSSF	2.01E+06	ca	0	1	27	0000027			63904	3218	10637	1558	3164	3705	2997	4406
19	ACSSF	2.01E+06	ca	0	1	28	0000028			34510	1639	5057	825	2525	3032	2658	3308
20	ACSSF	2.01E+06	ca	0	1	29	0000029			9706124	590555	1807440	286895	685733	801602	753973	752670

- b. Add GEOID by using LOGRECNO as the common merged key from both Seq1.xls and ca.xls. **Highlight** cell H3 and enter the formula: **=VLOOKUP(G3,[mini_geofile.xls]ca!B:C,2,0)**

1	A	B	C	D	E	F	G	H	I	J	K	L	M	N	O	P	Q
	FILEID	FILETYPE	ST	C	S	LOGRECNO	LOGRECNO	GEOID	Geography Name	B07401_0	B07401_1	B07401_2	B07401_3	B07401_4	B07401_5	B07401_6	B07401_7
2	FILEID	FILETYPE	B	R	E	LOGRECNO	LOGRECNO	GEOID	Geography Name	Populatio	Populati	Populati	Populati	Populati	Populati	Populati	Populati
3	ACSSF	2.01E+06	ca	0	1	1	0000001	04000US06		35914126	2190758	6699737	1063624	2575775	2730510	2535820	2629451
4	ACSSF	2.01E+06	ca	0	1	13	0000013			1437687	83440	238430	35525	88514	114696	114071	113925
5	ACSSF	2.01E+06	ca	0	1	14	0000014			38663	1109	5460	1076	1893	1644	1723	2451
6	ACSSF	2.01E+06	ca	0	1	15	0000015			212883	9670	33507	7930	28589	12007	8875	11306
7	ACSSF	2.01E+06	ca	0	1	16	0000016			46436	1595	7170	1051	2679	1979	1499	1785
8	ACSSF	2.01E+06	ca	0	1	17	0000017		
9	ACSSF	2.01E+06	ca	0	1	18	0000018			1011548	55839	190330	29783	61276	60744	59006	71006
10	ACSSF	2.01E+06	ca	0	1	19	0000019			28492	1431	4944	959	1850	1873	1901	1934
11	ACSSF	2.01E+06	ca	0	1	20	0000020			175652	8684	30988	5148	8868	8208	8157	9957
12	ACSSF	2.01E+06	ca	0	1	21	0000021			884573	65634	192065	28611	70870	74046	60914	58142
13	ACSSF	2.01E+06	ca	0	1	22	0000022		
14	ACSSF	2.01E+06	ca	0	1	23	0000023			125157	6007	17968	3491	14696	9189	7055	7189
15	ACSSF	2.01E+06	ca	0	1	24	0000024			159688	12281	34350	6251	12608	11354	10131	10074
16	ACSSF	2.01E+06	ca	0	1	25	0000025			765026	57687	174744	25895	56760	57171	51525	49650
17	ACSSF	2.01E+06	ca	0	1	26	0000026			140796	10575	27618	4456	13115	12398	11516	12333
18	ACSSF	2.01E+06	ca	0	1	27	0000027			63904	3218	10637	1558	3164	3705	2997	4406
19	ACSSF	2.01E+06	ca	0	1	28	0000028			34510	1639	5057	825	2525	3032	2658	3308
20	ACSSF	2.01E+06	ca	0	1	29	0000029			9706124	590555	1807440	286895	685733	801602	753973	752670

- c. Add geography names by using GEOID as the common merged key from both Seq1.xls and ca.xls. **Highlight** cell I3 and enter the formula: **=VLOOKUP(H3,[mini_geofile.xls]ca!C:D,2,0)**

1	FILEID	FILETYPE	STRUCTURE	LOGRECNO	LOGRECNO	GEOID	Geography Name	B07401_0	B07401_1	B07401_2	B07401_3	B07401_4	B07401_5	B07401_6	B07401_7	B07401_8	B07401_9
2	FILEID	FILETYPE	STRUCTURE	LOGRECNO	LOGRECNO	GEOID	Geography Name	Populati	Populati	Populati	Populati	Populati	Populati	Populati	Populati	Populati	Populati
3	ACSSF	2.01E+06	ca 0 1	1	0000001	04000US06	California	35914126	2190758	6699737	1063624	2575775	2730510	2535820	2629451	2629451	2629451
4	ACSSF	2.01E+06	ca 0 1	13	0000013			1437687	83440	238430	35525	88514	114696	114071	113925		
5	ACSSF	2.01E+06	ca 0 1	14	0000014			38663	1109	5460	1076	1893	1644	1723	2451		
6	ACSSF	2.01E+06	ca 0 1	15	0000015			212883	9670	33507	7930	28589	12007	8875	11306		
7	ACSSF	2.01E+06	ca 0 1	16	0000016			46436	1595	7170	1051	2679	1979	1499	1785		
8	ACSSF	2.01E+06	ca 0 1	17	0000017												
9	ACSSF	2.01E+06	ca 0 1	18	0000018			1011548	55839	190330	29783	61276	60744	59006	71006		
10	ACSSF	2.01E+06	ca 0 1	19	0000019			28492	1431	4944	959	1850	1873	1901	1934		
11	ACSSF	2.01E+06	ca 0 1	20	0000020			175652	8684	30988	5148	8868	8208	8157	9957		
12	ACSSF	2.01E+06	ca 0 1	21	0000021			884573	65634	192065	28611	70870	74046	60914	58142		
13	ACSSF	2.01E+06	ca 0 1	22	0000022												
14	ACSSF	2.01E+06	ca 0 1	23	0000023			125157	6007	17968	3491	14696	9189	7055	7189		
15	ACSSF	2.01E+06	ca 0 1	24	0000024			159688	12281	34350	6251	12608	11354	10131	10074		
16	ACSSF	2.01E+06	ca 0 1	25	0000025			765026	57687	174744	25895	56760	57171	51525	49650		
17	ACSSF	2.01E+06	ca 0 1	26	0000026			140796	10575	27618	4456	13115	12398	11516	12333		
18	ACSSF	2.01E+06	ca 0 1	27	0000027			63904	3218	10637	1558	3164	3705	2997	4406		
19	ACSSF	2.01E+06	ca 0 1	28	0000028			34510	1639	5057	825	2525	3032	2658	3308		
20	ACSSF	2.01E+06	ca 0 1	29	0000029			9706124	590555	1807440	286895	685733	801602	753973	752670		

- d. **Highlight** both cells H3 and I3 and **right click** to copy the formulas.

1	FILEID	FILETYPE	STRUCTURE	LOGRECNO	LOGRECNO	GEOID	Geography Name	B07401_0	B07401_1	B07401_2	B07401_3	B07401_4	B07401_5	B07401_6	B07401_7	B07401_8	B07401_9
2	FILEID	FILETYPE	STRUCTURE	LOGRECNO	LOGRECNO	GEOID	Geography Name	Populati	Populati	Populati	Populati	Populati	Populati	Populati	Populati	Populati	Populati
3	ACSSF	2.01E+06	ca 0 1	1	0000001	04000US06	California	35914126	2190758	6699737	1063624	2575775	2730510	2535820	2629451	2629451	2629451
4	ACSSF	2.01E+06	ca 0 1	13	0000013							88514	114696	114071	113925		
5	ACSSF	2.01E+06	ca 0 1	14	0000014							1893	1644	1723	2451		
6	ACSSF	2.01E+06	ca 0 1	15	0000015							28589	12007	8875	11306		
7	ACSSF	2.01E+06	ca 0 1	16	0000016							2679	1979	1499	1785		
8	ACSSF	2.01E+06	ca 0 1	17	0000017												
9	ACSSF	2.01E+06	ca 0 1	18	0000018							61276	60744	59006	71006		
10	ACSSF	2.01E+06	ca 0 1	19	0000019							1850	1873	1901	1934		
11	ACSSF	2.01E+06	ca 0 1	20	0000020							8868	8208	8157	9957		
12	ACSSF	2.01E+06	ca 0 1	21	0000021							70870	74046	60914	58142		
13	ACSSF	2.01E+06	ca 0 1	22	0000022												
14	ACSSF	2.01E+06	ca 0 1	23	0000023							14696	9189	7055	7189		
15	ACSSF	2.01E+06	ca 0 1	24	0000024							12608	11354	10131	10074		
16	ACSSF	2.01E+06	ca 0 1	25	0000025							56760	57171	51525	49650		
17	ACSSF	2.01E+06	ca 0 1	26	0000026							13115	12398	11516	12333		
18	ACSSF	2.01E+06	ca 0 1	27	0000027							3164	3705	2997	4406		
19	ACSSF	2.01E+06	ca 0 1	28	0000028							2525	3032	2658	3308		
20	ACSSF	2.01E+06	ca 0 1	29	0000029							685733	801602	753973	752670		

- e. Copy and paste the formulas down the H3 and I3 columns to the last row of the data.

2011 ACS 1-Year Summary File Technical Documentation

A	B	C	D	E	F	G	H	I	J	K	L	M	N	O	P	
1	FILEID	FILETYPE	ST	CS	LOGRECNO	LOGRECNO	GEOID	Geography Name	B07401_0	B07401_1	B07401_2	B07401_3	B07401_4	B07401_5	B07401_6	
2	FILEID	FILETYPE	B	R	LOGRECNO	LOGRECNO	GEOID	Geography Name	Populatio	Populati	Populati	Populati	Populati	Populati	Populati	
3	ACSSF	2.01E+06	ca	0	1	1	0000001	04000US06	California	35914126	2190758	6699737	1063624	2575775	2730510	253
4	ACSSF	2.01E+06	ca	0	1	13	0000013	05000US06001	Alameda County, California	1437687	83440	238430	35525	88514	114696	114
5	ACSSF	2.01E+06	ca	0	1	14	0000014	05000US06005	Amador County, California	38663	1109	5460	1076	1893	1644	.
6	ACSSF	2.01E+06	ca	0	1	15	0000015	05000US06007	Butte County, California	212883	9670	33507	7930	28589	12007	8
7	ACSSF	2.01E+06	ca	0	1	16	0000016	05000US06009	Calaveras County, California	46436	1595	7170	1051	2679	1979	.
8	ACSSF	2.01E+06	ca	0	1	17	0000017	05000US06011	Colusa County, California
9	ACSSF	2.01E+06	ca	0	1	18	0000018	05000US06013	Contra Costa County, California	1011548	55839	190330	29783	61276	60744	59
10	ACSSF	2.01E+06	ca	0	1	19	0000019	05000US06015	Del Norte County, California	28492	1431	4944	959	1850	1873	.
11	ACSSF	2.01E+06	ca	0	1	20	0000020	05000US06017	El Dorado County, California	175652	8684	30988	5148	8868	8208	8
12	ACSSF	2.01E+06	ca	0	1	21	0000021	05000US06019	Fresno County, California	884573	65634	192065	28611	70870	74046	60
13	ACSSF	2.01E+06	ca	0	1	22	0000022	05000US06021	Glenn County, California
14	ACSSF	2.01E+06	ca	0	1	23	0000023	05000US06023	Humboldt County, California	125157	6007	17968	3491	14696	9189	.
15	ACSSF	2.01E+06	ca	0	1	24	0000024	05000US06025	Imperial County, California	159688	12281	34350	6251	12608	11354	10
16	ACSSF	2.01E+06	ca	0	1	25	0000025	05000US06029	Kern County, California	765026	57687	174744	25895	56760	57171	53
17	ACSSF	2.01E+06	ca	0	1	26	0000026	05000US06031	Kings County, California	140796	10575	27618	4456	13115	12398	13
18	ACSSF	2.01E+06	ca	0	1	27	0000027	05000US06033	Lake County, California	63904	3218	10637	1558	3164	3705	.
19	ACSSF	2.01E+06	ca	0	1	28	0000028	05000US06035	Lassen County, California	34510	1639	5057	825	2525	3032	.
20	ACSSF	2.01E+06	ca	0	1	29	0000029	05000US06037	Los Angeles County, California	9706124	590555	1807440	286895	685733	801602	753

10) Repeat steps 1 through 10 to obtain the margin of errors for the same sequence for California.

4 User References

4.1 Detailed Tables for the 2011 ACS 1-Year Estimates

It contains information on all detailed tables included in the 2011 ACS 1-year Summary File. The table list is located in [Appendix E](#).

4.2 2011 ACS 1-Year Summary Levels/Components For Detailed Tables

It contains a list of the summary levels and components that are included in the 2011 ACS 1-Year Detailed Tables. The list is located in [Appendix F](#).

4.3 Sequence Number and Table Number Lookup

It contains information on the relationship between the sequences and the tables, and indicates the relationship between the sequences and the subject areas. The Sequence Number and Table Number Lookup is available in Excel, text, and SAS dataset format, and is located here: www2.census.gov/acs2011_1yr/summaryfile/.

4.4 Table Shells List

It contains Table ID, Line Number, Unique ID (table ID + Line Number) and stub. The table shells list is located on the following site: www2.census.gov/acs2011_1yr/summaryfile/.

4.5 Excel Geography File

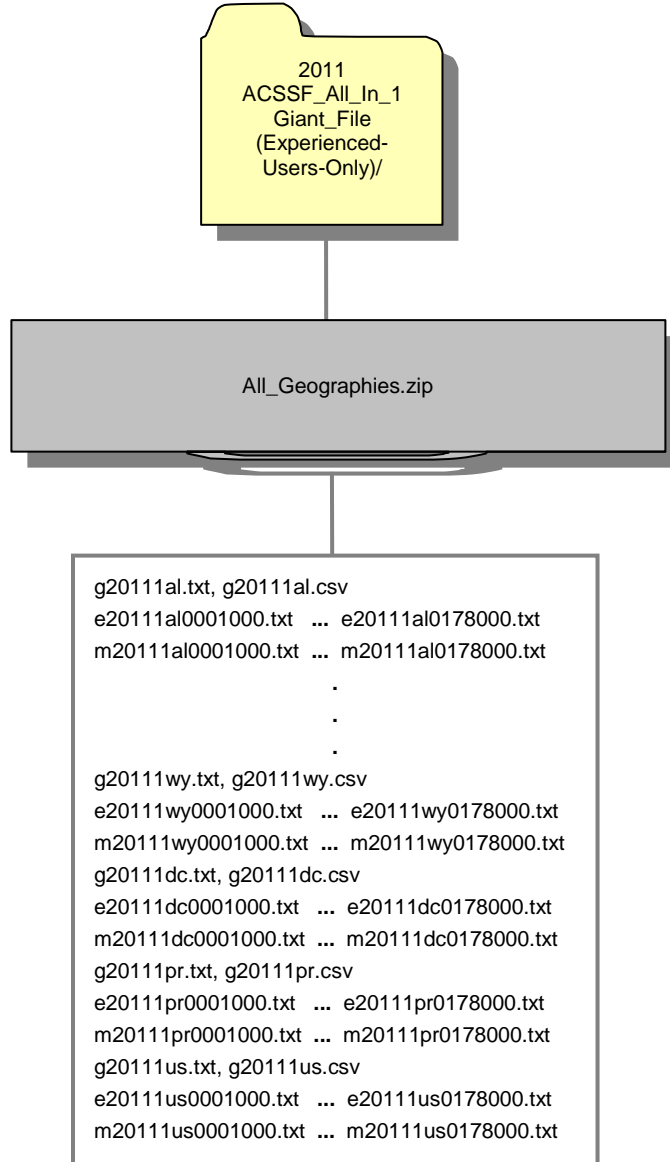
It contains logical record numbers (LOGRECNO), geography ID, and geographic labels by state. There are total of 53 tabs in the spreadsheet: one for each state, the District of Columbia and Puerto Rico, and one for geographies that cross state boundaries. The mini geography file list is located on the following site: www2.census.gov/acs2011_1yr/summaryfile/UserTools/Geography/.

Appendix A: Supplemental Documentation

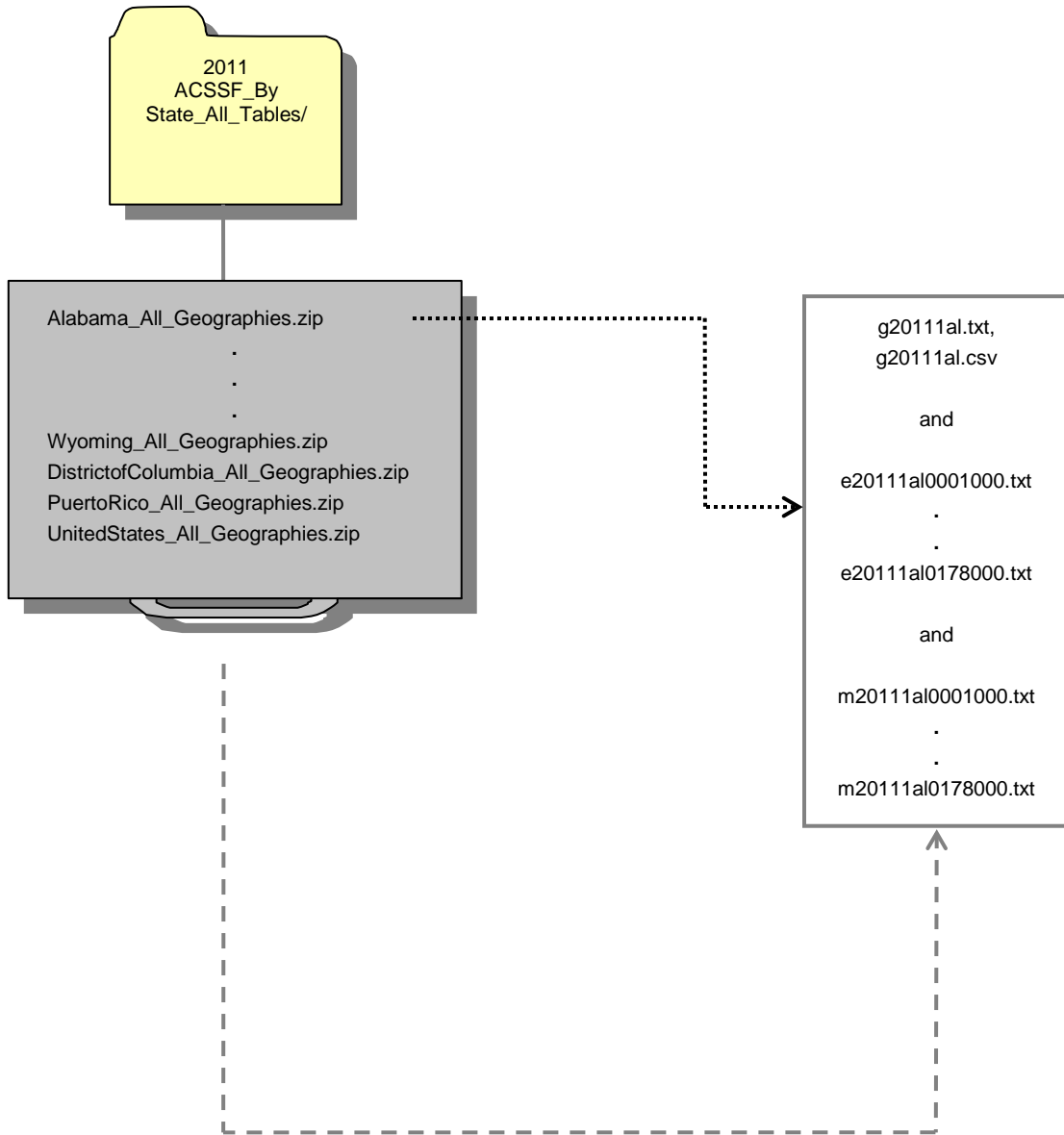
Supplemental documentation concerning the American Community Survey, to assist users using this technical document, is located on the ACS Website at: www.census.gov/acs/www/data_documentation/documentation_main/. Documents such as the Subject Definitions, Accuracy of the Data, and Code Lists are available on the URL listed above.

Appendix B: Graphical Representation of ACS Summary File Organization

B.1 2011 ACSSF All In 1 Giant File (Experienced-Users-Only)

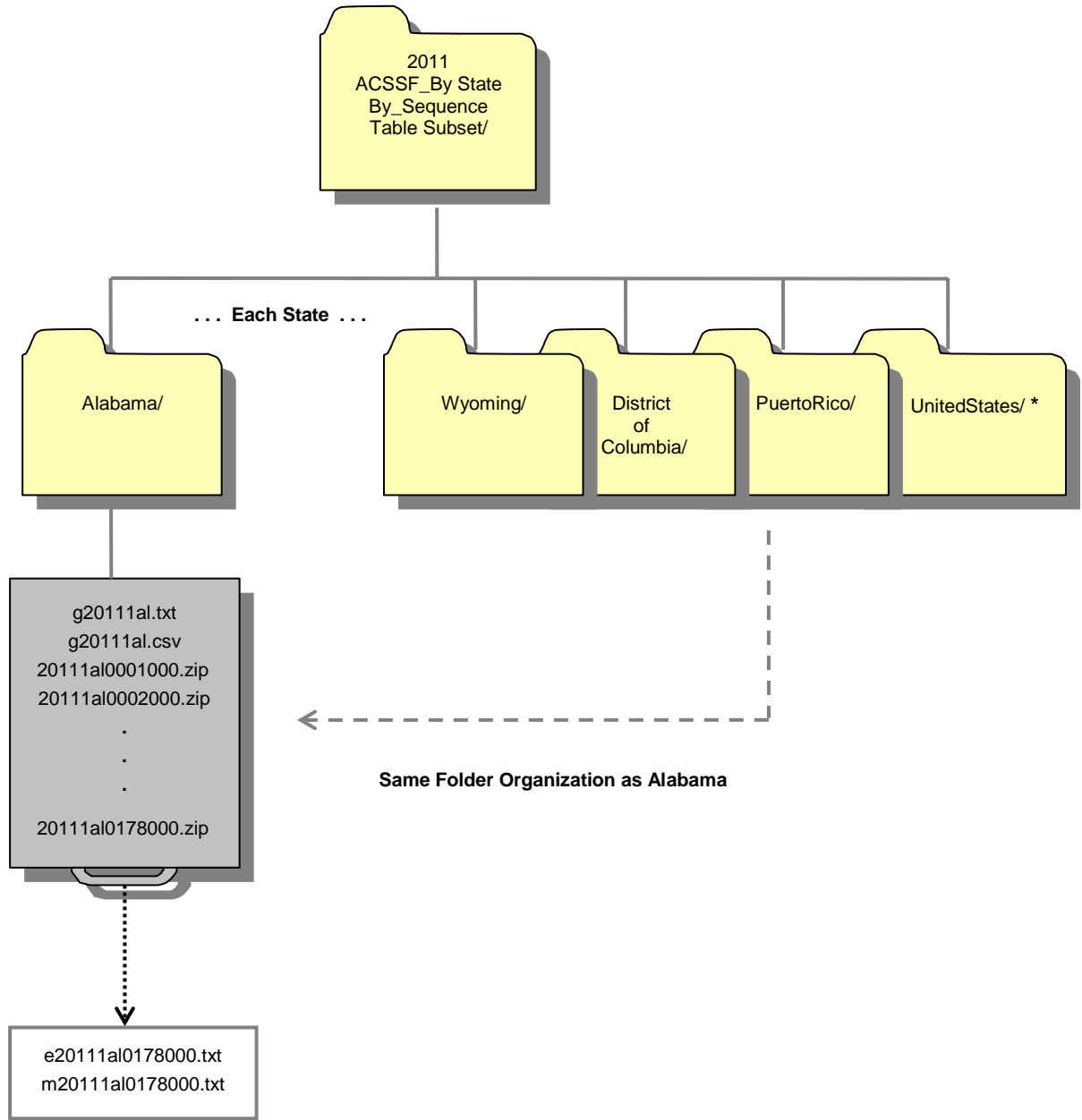


B.2 2011 ACSSF By State All Tables



All Zipped Files have the Same File Organization

B.3 2011 ACSSF By State By Sequence Table Subset



* The United States folder contains tables for summary levels that cross state boundaries, such as the nation, regions, divisions, metropolitan statistical areas and tribal reservations. It does not contain tables for geographies that are entirely within a state, such as counties and places; for those tables, go to the folder for that state.

Appendix C: User Notes

C.1 Population Thresholds

The Census Bureau publishes data for 1-year, 3-year, and 5-year estimates, with population thresholds set for the 1-year and 3-year estimates to produce reliable data. Here is a brief comparison of the three types of estimates:

1-Year Estimates	3-Year Estimates	5-Year Estimates
<ul style="list-style-type: none"> Published for selected geographic areas with populations of 65,000 or greater Represent the average characteristics over a calendar year Have fewer published geographic areas than the 3-year and 5-year estimates 	<ul style="list-style-type: none"> Published for selected geographic areas with populations of 20,000 or greater Represent the average characteristics over the 3-year period of time Have more published geographic areas than the 1-year estimates but fewer than the 5-year estimates 	<ul style="list-style-type: none"> Published for all geographic areas including those with a population under 20,000. Represent the average characteristics over the 5-year period of time Have more published areas than the 1-year and 3-year estimates

For more information on the ACS estimates, users are encouraged to visit the ACS website www.census.gov/acs/www/guidance_for_data_users/estimates/.

C.2 Geography Restrictions

For data quality and geographic reasons, some tables are published with specific geography restrictions. For example, the table B05001-PR, Citizenship Status in Puerto Rico, is produced for Puerto Rico only, and the table B08501, Means Of Transportation To Work By Age For Workplace Geography, is only produced for the work place geographies. [Appendix E](#) has a complete list of tables and their geography restrictions, and [Appendix F](#) has a complete list of ACS 1-year published summary levels and components. Other examples include the quality measures tables (the B98 series) and detailed occupation tables.

C.3 Jam Values

Some data values represent unique situations where either the information to be conveyed is an explanation for the absence of data, represented by a symbol in the data display, such as "(X)", or the information to be conveyed is an open-ended distribution, such as 115 or greater, represented by 115+.

The following special data values can appear in the ACS Summary File table as an explanation for the absence of data:

- Missing Value = “”

A missing string indicates that the estimate is unavailable. (This appears in the estimates and margins or error files as two commas adjacent to each other without anything between them, or if the last cell in a data file is filtered then you get a comma followed immediately by a carriage return or EOF.) A missing value indicates when an estimate is missing because of filtering for geographic restrictions, coefficients of variations (CV), or was removed due to the Disclosure Review Board’s (DRB) requirements. For more detail on filtering, please see [Appendix C.5](#).

- Dot = “.”

A dot indicates when the estimate has no sample observations or too few sample observations. In the margin of error files, this value could also indicate that the margin of error is unavailable for a median estimate that has been replaced with a jam value.

- Zero = “0”

A “0” entry in the margin of error column indicates that the estimate is controlled. A statistical test for sampling variability is not appropriate. This is similar to the “*****” symbol used in American FactFinder.

- Negative 1 = “-1”

This indicates that an estimate does not contain a Margin of Error. Tables B00001, B00002, and tables starting with B98 and B99 do not have margin of error (MOE) associated with them. The MOE calculations are set to -1 for these tables.

- Jam Values for Medians

The following is a listing of the jam values for medians. For example, if there is an estimate of "2499" for table B10010, then it does not indicate a dollar amount. It means that the median is somewhere below 2,500 and thus isn't calculated.

Jam Value	Actual Meaning	Use for Medians
0	1 or less	Age, Duration of Marriage
9	9.0 or more	Rooms
10	10.0 or less	Gross Rent as Percentage of Income, Owner Costs as Percentage of Income
50	50.0 or more	Gross Rent as Percentage of Income, Owner Costs as Percentage of Income
99	100 or less	Rent, Gross Rent, Selected Monthly Owner Costs, Monthly Housing Costs
101	101 or more	Duration of Marriage
116	115 or more	Age
199	200 or less	Tax
1001	1,000 or more	Selected Monthly Owner Costs
1939	1939 or earlier	Year Built
1969	1969 or earlier	Year Moved In
2001	2,000 or more	Rent, Gross Rent
2005	2005 or later	Year Built, Year Moved In
2499	2,500 or less	Income, Earnings
4001	4,000 or more	Selected Monthly Owner Costs, Monthly Housing Costs
9999	10,000 or less	Value
10001	10,000 or more	Tax
200001	200,000 or more	Income
250001	250,000 or more	Income, Earnings
1000001	1,000,000 or more	Value

C.4 Rounding Rules and Margins of Error

B00001, B00002, B98001, and B98002 are sample counts, not estimates, and do not have margin of error (MOE) associated with them. Tables in series B99* imputation tables and B98* (except B98001 and B98002) quality measure tables do not provide margin of error calculations. The margin of error calculations are set to -1 for these tables.

There are a few special rules on how certain margin of error are determined for ACS estimates. The accuracy of the estimate (decimal place) within the detailed tables determines how many digits the margin of error is rounded.

C.5 Data Release Filtering Rules

Filtering rules, based on statistical reliability of the survey estimates, are used because certain geographic areas contain detailed tables include estimates whose level of reliability is unacceptable. The data release rules for the American Community Survey data tables include the following.

Every base table consists of a series of estimates. If more than half the estimates are not statistically different from 0 (at a 90 percent confidence level), then the table fails. Each estimate is subject to sampling variability that is summarized by its standard error. Dividing the standard error by the estimate yields the coefficient of variation (CV) for each of the estimates. (If the estimate is 0, a CV of 100 percent is assigned.) To implement this requirement for each table at a given geographic area, CVs are calculated for each of the table's estimates, and the median CV value is determined. If the median CV value for the table is less than or equal to 61 percent, the table passes for that geographic area; if it is greater than 61 percent, the table fails. Tables that are too sparse will fail this test. In that case, the table will not be published for that geographic area. Whenever a table fails, a simpler table that collapses some of the detailed lines together can be substituted for the original, more detailed table. The rules are then applied to the simpler table. If it passes, the simpler table is released. If it fails, none of the estimates for that particular table is released for this geographic area. These rules are applied to single-year period estimates and multi-year period estimates based on three years of sample data.

C.6 Display of Estimates

The estimates in the summary files are stored using standard notation instead of in scientific notation. The estimates are stored as whole numbers. The largest estimate in a Summary File contains 14 digits.

C.7 Multiple Sequences For a Table

There are eight tables with more than the maximum 245 cells that cannot fit into a single sequence, so each of these tables is broken into multiple sequence files. The table below shows the tables that contain multiple sequences:

Tables That Are Contained in More Than One Sequence File

Table ID	Table Title	Sequences
B24010	Sex By Occupation For The Civilian Employed Population 16 Years And Over	116, 117
B24020	Sex By Occupation For The Full-Time, Year-Round Civilian Employed Population 16 Years And Over	122, 123
B24121	Detailed Occupation By Median Earnings In The Past 12 Months For The Full-Time, Year-Round Civilian Employed Population 16 Years And Over	133, 134, 135
B24122	Detailed Occupation By Median Earnings In The Past 12 Months For The Full-Time, Year-Round Civilian Employed Male Population 16 Years And Over	136, 137, 138

Table ID	Table Title	Sequences
B24123	Detailed Occupation For The Full-Time, Year Round Civilian Employed Population 16 Years And Over	139, 140, 141
B24124	Detailed Occupation For The Full-Time, Year Round Civilian Employed Male Population 16 Years And Over	142, 143, 144
B24125	Detailed Occupation For The Full-Time, Year Round Civilian Employed Male Population 16 Years And Over	145, 146, 147
B24126	Detailed Occupation For The Full-Time, Year Round Civilian Employed Female Population 16 Years And Over	148, 149, 150

The last six tables on the list are only produced at the United States national level (summary level 010), and the files for these sequences will be blank for all other summary levels.

Appendix D: Examples

D.1 Creating a Table

The following 5-year Summary File example is also applicable to the 1-year Summary File. Let's say that you want to create Table B08406, "Sex of Workers by Means of Transportation to Work for Workplace Geography," for the state of Alaska. Which files do you need? How do you read the files?

You will need files from www2.census.gov/acs2009_5yr/summaryfile/

- 1) The `Sequence_Number_and_Table_Number_Lookup.xls` spreadsheet
- 2) The zipped file `20095ak0003000.zip` containing the estimate file `e20095ak0003000.txt`, the margin of error file `m20095ak0003000.txt`, and the geography file `g20095ak.txt`. All these data files are in folder `2005-2009_ACSSF_By_State_All_Tables`

Start with the `Sequence_Number_and_Table_Number_Lookup.xls` spreadsheet. Under the "Tblid" column, look for the value "B08406". You will see that the "Sequence Number" is 3 which for us means "0003." This means that the estimates you are looking for are in the data file "e20095ak0003000.txt". How do you know this is the right file? You know this from the name of the file: the "e" stands for estimate, "2009" is the year, "5" means that these are 5-year estimates, "ak" is the state (Alaska), and "0003" is the sequence number (which contains the data for Table B08406). Likewise, you need the "m20095ak0003000.txt" file for the margins of error.

Next click on the folder `2005-2009_ACSSF_By_State_All_Tables`. Then click on the file `Alaska_All_Geographies_Not_Tracts_Block_Groups.zip` and extract the files `e20095ak0003000.txt`, `m20095ak0003000.txt`, and `g20095ak.txt`

When you open the estimate file, `e20095ak0003000.txt`, you will see the following comma-delimited fields on the first line:

```
ACSSF,2009e5,ak,000,0003,0000001,333471,266201,220762,45439,36132,5602,3705,...
```

The first six fields – from "ACSSF" to "0000001" – are identifiers:

- 1) The first field tells you that this is an ACS Summary File
- 2) The second tells you that these data are five-year estimates for the year 2005-2009 (notice the "e" before "2009" and the "5" at the end)
- 3) The third tells you the state, e.g.. "ak" is Alaska
- 4) The fourth is an iteration number 000
- 5) The fifth is the sequence number 0003
- 6) The last is a logical record code LOGRECNO 0000001. Use LOGRECNO to determine the geographic area within a state.

These six identifiers begin each new line in the estimate file, and the same holds true for the margin of error files. You can compare these identifiers with those in the respective margin of error file, `m20095ak0003000.txt`.

Then use the geography file for Alaska to determine the location within the state to which the data refer. The appropriate file is g20095ak.txt, where “g” stands for geography, “2009” is the year, “5” is the period estimate (in this case, 5-year estimate), and “ak” is the state. The geography file, g20095ak.txt, defines the LOGRECNO. Each LOGRECNO in this file specifies a geographic area pertaining to the state. For example, a LOGRECNO of “0000001” means the state of Alaska; a LOGRECNO of “0000002” means just the urban areas in Alaska; a LOGRECNO of “0000003” refers to just rural areas in Alaska. (Each state geography file also contains the lower-case FIPS State Code.) Please be aware that each state has its own geography file. For more information, see Chapter 2.4.

Glancing back at the Sequence Number and Table Number Lookup file, you will see that Table 08406 in sequence “0003” begins at the seventh position. From this point forward, for 51 fields (indicated on the same file), each field corresponds to the value of a “line number” in the table. So, field number seven, the 333471 value, corresponds to line number one, which is “Total”. Field number eight, the 266201 value, refers to line number two, which is “Car, Truck, or Van.” Field number nine, the 220762 value, corresponds to line number three, which is “Drove alone.” This continues all the way up to line number 51, at which point Table B08406 ends.

Were you to read all these files into a computer program using software such as SAS, you could translate the first nine fields of e20095ak0003000.txt as follows:

TABLE B08406: SEX OF WORKERS BY MEANS OF TRANSPORTATION TO WORK FOR WORKPLACE GEOGRAPHY

FILEID	FILE TYPE	STUSAB	CHARITER	SEQUENCE	LOGRECNO	Total	Car, Truck, or Van	Drove Alone
ACSSF	2009e5	ak	000	0003	0000001	333471	266201	220762
ACSSF	2009e5	ak	000	0003	0000013	2440	340	252
ACSSF	2009e5	ak	000	0003	0000014	5266	1046	620
ACSSF	2009e5	ak	000	0003	0000015	151263	135626	114936
ACSSF	2009e5	ak	000	0003	0000016	6421	2455	1586

Merging the geography file, the table shell, and the estimate and margin of error files together creates an excerpt of Table B08406, shown below:

Table ID	Line Number	Sequence Number	Table Title	Estimates	Margin of Error
B08406		003	SEX OF WORKERS BY MEANS OF TRANSPORTATION TO WORK FOR WORKPLACE GEOGRAPHY		
B08406		003	Universe: Workers 16 years and over		
B08406	1	003	Total:	333,471	+/-2,630
B08406	2	003	Car, truck, or van:	266,201	+/-2,589
B08406	3	003	Drove alone	220,762	+/-2,439
B08406	4	003	Carpooled:	45,439	+/-1,795
B08406	5	003	In 2-person carpool	36,132	+/-1,596

D.2 Creating a Table Using SAS

Here is an example of how to access the Summary Files for one table for all geographies from the ACS summary file. The following 5-year Summary File example is also applicable to the 1-year Summary File.

Question: I am interested in downloading table B01001 for all published ACS geographies, how would I do this?

- 1) Go to the Sequence Number and Detailed Table Number Lookup File ([Chapter 2.3](#)) to locate sequence number for table B01001. There are Excel and SAS dataset versions of the file. They are available at www2.census.gov/acs2009_5yr/summaryfile
- 2) Use SF_All_Macro.sas in www2.census.gov/acs2009_5yr/summaryfile/UserTools/ to run macros. Run the macro:

```
%TableShell(B01001);
```

This macro will provide metadata information on a given table, in this case B01001.

- 3) The following SAS dataset will be created with information about table B01001:

Table ID	Sequence Number	Line Number	Start Position	Total Cells in Table	Total Cells in Sequence	Table Title
B01001	0013		7	49 CELLS		SEX BY AGE
B01001	0013					Universe: Total population
B01001	0013	1				Total:
B01001	0013	2				Male:
B01001	0013	3				Under 5 years
B01001	0013	47				75 to 79 years
B01001	0013	48				80 to 84 years
B01001	0013	49				85 years and over

We can see that table B01001 is located in Sequence 0013; this applies to all published geographies.

- 4) We can read into SAS all tables in the 0013 sequence by running macro:

```
%CallSt;
```

This macro will run a do loop creating State two-digit abbreviations, which will allow a simple way to read the Summary Files into SAS for all geographies. Each time a valid two digit state abbreviation is created, the macro %ALLSeqs is run with the two digit state abbreviation.

The `%AllSeqs` macro performs the following tasks:

- A. Read the geographic header file - `%AnyGeo` macro.
 - B. There is a do loop to allow you to choose which sequences you would like to read in for example if you wanted sequence 0010 set the loop to be `do x=13 %to 13;` - The 0 values will be filled in.
 - C. Within the do loop the following macros will be executed:
 - a. `%TablesBySeq;` -- This macro will give information about the whole 0003 sequence, not just table B01001.
 - b. `%ReadDataFile` - This macro is called two times once for each type of estimate. This macro will generate and run SAS code for each sequence specified in the do loop in step 2 and for each geography specified in the `%callst` macro.
 - c. Lastly, there is a merge statement that will merge together each of the three types of estimates and the geography header file by sequence number per geography.
- 5) You now will have all tables in the 0013 sequence read into SAS in the following dataset names, if the code is not modified, in the work directory Sf0013<st two-digit abbrev>.sas7bdat.

Appendix E: Detailed Tables for the 2011 ACS 1-Year Estimates

Table Number	Table Title	Geography Restrictions	Summary File Sequence Number	Summary File Starting and Ending Positions
B00001	Unweighted Sample Count Of The Population		0001	7-7
B00002	Unweighted Sample Housing Units		0001	8-8
B01001	Sex By Age		0002	7-55
B01001A	Sex By Age (White Alone)		0002	56-86
B01001B	Sex By Age (Black Or African American Alone)		0002	87-117
B01001C	Sex By Age (American Indian And Alaska Native Alone)		0002	118-148
B01001D	Sex By Age (Asian Alone)		0002	149-179
B01001E	Sex By Age (Native Hawaiian And Other Pacific Islander Alone)		0002	180-210
B01001F	Sex By Age (Some Other Race Alone)		0002	211-241
B01001G	Sex By Age (Two Or More Races)		0003	7-37
B01001H	Sex By Age (White Alone, Not Hispanic Or Latino)		0003	38-68
B01001I	Sex By Age (Hispanic Or Latino)		0003	69-99
B01002	Median Age By Sex		0003	100-102
B01002A	Median Age By Sex (White Alone)		0003	103-105
B01002B	Median Age By Sex (Black Or African American Alone)		0003	106-108
B01002C	Median Age By Sex (American Indian And Alaska Native)		0003	109-111
B01002D	Median Age By Sex (Asian Alone)		0003	112-114
B01002E	Median Age By Sex (Native Hawaiian And Other Pacific Islander Alone)		0003	115-117
B01002F	Median Age By Sex (Some Other Race Alone)		0003	118-120
B01002G	Median Age By Sex (Two Or More Races)		0003	121-123
B01002H	Median Age By Sex (White Alone, Not Hispanic Or Latino)		0003	124-126
B01002I	Median Age By Sex (Hispanic Or Latino)		0003	127-129
B01003	Total Population		0003	130-130
C01001A	Sex By Age (White Alone)		0003	131-139
C01001B	Sex By Age (Black Or African American Alone)		0003	140-148
C01001C	Sex By Age (American Indian And Alaska Native Alone)		0003	149-157
C01001D	Sex By Age (Asian Alone)		0003	158-166
C01001E	Sex By Age (Native Hawaiian And Other Pacific Islander Alone)		0003	167-175
C01001F	Sex By Age (Some Other Race Alone)		0003	176-184
C01001G	Sex By Age (Two Or More Races)		0003	185-193
C01001H	Sex By Age (White Alone, Not Hispanic Or Latino)		0003	194-202
C01001I	Sex By Age (Hispanic Or Latino)		0003	203-211
B02001	Race		0004	7-16
B02003	Detailed Race	National Level Only	0004	17-87
B02008	White Alone Or In Combination With One Or More Other Races		0004	88-88
B02009	Black Or African American Alone Or In Combination With One Or More Other Races		0004	89-89
B02010	American Indian And Alaska Native Alone Or In Combination With One Or More Other Races		0004	90-90

2011 ACS 1-Year Summary File Technical Documentation

Table Number	Table Title	Geography Restrictions	Summary File Sequence Number	Summary File Starting and Ending Positions
B02011	Asian Alone Or In Combination With One Or More Other Races		0004	91-91
B02012	Native Hawaiian And Other Pacific Islander Alone Or In Combination With One Or More Other Races		0004	92-92
B02013	Some Other Race Alone Or In Combination With One Or More Other Races		0004	93-93
B02014	American Indian And Alaska Native Alone For Selected Tribal Groupings	Nation and State Only	0004	94-148
B02015	Asian Alone By Selected Groups	Nation and State Only	0004	149-173
B02016	Native Hawaiian And Other Pacific Islander Alone By Selected Groups	Nation and State Only	0004	174-185
C02003	Detailed Race		0004	186-204
C02014	American Indian And Alaska Native Alone For Selected Tribal Groupings		0004	205-213
C02015	Asian Alone By Selected Groups		0004	214-221
C02016	Native Hawaiian And Other Pacific Islander Alone By Selected Groups		0004	222-226
B02017	American Indian And Alaska Native (Aian) Alone Or In Any Combination By Selected Tribal Groupings	Nation and State Only	0005	7-60
B02018	Asian Alone Or In Any Combination By Selected Groups	Nation and State Only	0005	61-84
B02019	Native Hawaiian And Other Pacific Islander Alone Or In Any Combination By Selected Groups	Nation and State Only	0005	85-95
B03001	Hispanic Or Latino Origin By Specific Origin		0006	7-37
B03002	Hispanic Or Latino Origin By Race		0006	38-58
B03003	Hispanic Or Latino Origin		0006	59-61
C03001	Hispanic Or Latino Origin By Specific Origin		0006	62-71
C03002	Hispanic Or Latino Origin By Race		0006	72-83
B04001	First Ancestry Reported		0007	7-115
C04001	First Ancestry Reported		0007	116-147
B04002	Second Ancestry Reported		0008	7-115
C04002	Second Ancestry Reported		0008	116-147
B04003	Total Ancestry Reported		0009	7-114
C04003	Total Ancestry Reported		0009	115-145
B04004	People Reporting Single Ancestry		0010	7-114
C04004	People Reporting Single Ancestry		0010	115-145
B04005	People Reporting Multiple Ancestry		0011	7-114
C04005	People Reporting Multiple Ancestry		0011	115-145
B04006	People Reporting Ancestry		0012	7-115
B04007	Ancestry		0012	116-122
C04006	People Reporting Ancestry		0012	123-154
C04007	Ancestry		0012	155-159
B05001	Nativity And Citizenship Status In The United States	US Only	0013	7-12
B05001PR	Nativity And Citizenship Status In Puerto Rico	PR Only	0013	13-18
B05002	Place Of Birth By Nativity And Citizenship Status		0013	19-33
B05003	Sex By Age By Nativity And Citizenship Status		0013	34-56
B05003A	Sex By Age By Nativity And Citizenship Status (White Alone)		0013	57-79
B05003B	Sex By Age By Nativity And Citizenship Status (Black Or African American Alone)		0013	80-102
B05003C	Sex By Age By Nativity And Citizenship Status (American Indian And Alaska Native Alone)		0013	103-125
B05003D	Sex By Age By Nativity And Citizenship Status (Asian Alone)		0013	126-148

2011 ACS 1-Year Summary File Technical Documentation

Table Number	Table Title	Geography Restrictions	Summary File Sequence Number	Summary File Starting and Ending Positions
B05003E	Sex By Age By Nativity And Citizenship Status (Native Hawaiian And Other Pacific Islander Alone)		0013	149-171
B05003F	Sex By Age By Nativity And Citizenship Status (Some Other Race Alone)		0013	172-194
B05003G	Sex By Age By Nativity And Citizenship Status (Two Or More Races)		0013	195-217
C05001	Nativity And Citizenship Status In The United States	US Only	0013	218-222
C05002	Place Of Birth By Nativity		0013	223-230
B05003H	Sex By Age By Nativity And Citizenship Status (White Alone, Not Hispanic Or Latino)		0014	7-29
B05003I	Sex By Age By Nativity And Citizenship Status (Hispanic Or Latino)		0014	30-52
B05004	Median Age By Nativity And Citizenship Status By Sex		0014	53-67
B05005	Year Of Entry By Nativity And Citizenship Status In The United States	US Only	0014	68-88
C05003	Sex By Age By Nativity		0014	89-103
C05003A	Sex By Age By Nativity (White Alone)		0014	104-118
C05003B	Sex By Age By Nativity (Black Or African American Alone)		0014	119-133
C05003C	Sex By Age By Nativity (American Indian And Alaska Native Alone)		0014	134-148
C05003D	Sex By Age By Nativity (Asian Alone)		0014	149-163
C05003E	Sex By Age By Nativity (Native Hawaiian And Other Pacific Islander Alone)		0014	164-178
C05003F	Sex By Age By Nativity (Some Other Race Alone)		0014	179-193
C05003G	Sex By Age By Nativity (Two Or More Races)		0014	194-208
C05003H	Sex By Age By Nativity (White Alone, Not Hispanic Or Latino)		0014	209-223
C05003I	Sex By Age By Nativity (Hispanic Or Latino)		0014	224-238
C05005	Year Of Entry By Nativity In The United States	US Only	0014	239-251
B05005PR	Year Of Entry By Nativity And Citizenship Status In Puerto Rico	PR Only	0015	7-27
B05006	Place Of Birth For The Foreign-Born Population In The United States	US Only	0015	28-188
C05005PR	Year Of Entry By Nativity In Puerto Rico	PR Only	0015	189-201
B05006PR	Place Of Birth For The Foreign-Born Population In Puerto Rico	PR Only	0016	7-52
B05007	Place Of Birth By Year Of Entry By Citizenship Status For The Foreign-Born Population		0016	53-146
C05006	Place Of Birth For The Foreign-Born Population		0016	147-214
B05008	Sex By Place Of Birth By Year Of Entry For The Foreign-Born Population		0017	7-75
B05009	Age And Nativity Of Own Children Under 18 Years In Families And Subfamilies By Number And Nativity Of Parents		0017	76-112
C05007	Place Of Birth By Year Of Entry By Citizenship Status For The Foreign-Born Population		0017	113-169
C05008	Sex By Place Of Birth By Year Of Entry For The Foreign-Born Population		0017	170-220
C05009	Age And Nativity Of Own Children Under 18 Years In Families And Subfamilies By Nativity Of Parents		0017	221-235
B05010	Ratio Of Income To Poverty Level In The Past 12 Months By Nativity Of Children Under 18 Years In Families And Subfamilies By Living Arrangements And Nativity Of Parents		0018	7-31
B05011	Period Of Naturalization		0018	32-41
B05012	Nativity In The United States	US Only	0018	42-44
C05010	Ratio Of Income To Poverty Level In The Past 12 Months By Nativity Of Children Under 18 Years In Families And Subfamilies By Nativity Of Parents		0018	45-51
C05011	Period Of Naturalization		0018	52-57
B06001	Place Of Birth By Age In The United States	US Only	0019	7-66
B06001PR	Place Of Birth By Age In Puerto Rico	PR Only	0019	67-126

2011 ACS 1-Year Summary File Technical Documentation

Table Number	Table Title	Geography Restrictions	Summary File Sequence Number	Summary File Starting and Ending Positions
B06002	Median Age By Place Of Birth In The United States	US Only	0019	127-131
B06002PR	Median Age By Place Of Birth In Puerto Rico	PR Only	0019	132-136
B06003	Place Of Birth By Sex In The United States	US Only	0019	137-151
C06001	Place Of Birth By Age In The United States	US Only	0019	152-196
C06001PR	Place Of Birth By Age In Puerto Rico	PR Only	0019	197-233
C06003	Place Of Birth By Sex In The United States	US Only	0019	234-246
B06003PR	Place Of Birth By Sex In Puerto Rico	PR Only	0020	7-21
B06004A	Place Of Birth (White Alone) In The United States	US Only	0020	22-26
B06004APR	Place Of Birth (White Alone) In Puerto Rico	PR Only	0020	27-31
B06004B	Place Of Birth (Black Or African American Alone) In The United States	US Only	0020	32-36
B06004BPR	Place Of Birth (Black Or African American Alone) In Puerto Rico	PR Only	0020	37-41
B06004C	Place Of Birth (American Indian And Alaska Native Alone) In The United States	US Only	0020	42-46
B06004CPR	Place Of Birth (American Indian And Alaska Native Alone) In Puerto Rico	PR Only	0020	47-51
B06004D	Place Of Birth (Asian Alone) In The United States	US Only	0020	52-56
B06004DPR	Place Of Birth (Asian Alone) In Puerto Rico	PR Only	0020	57-61
B06004E	Place Of Birth (Native Hawaiian And Other Pacific Islander Alone) In The United States	US Only	0020	62-66
B06004EPR	Place Of Birth (Native Hawaiian And Other Pacific Islander Alone) In Puerto Rico	PR Only	0020	67-71
B06004F	Place Of Birth (Some Other Race Alone) In The United States	US Only	0020	72-76
B06004FPR	Place Of Birth (Some Other Race Alone) In Puerto Rico	PR Only	0020	77-81
B06004G	Place Of Birth (Two Or More Races) In The United States	US Only	0020	82-86
B06004GPR	Place Of Birth (Two Or More Races) In Puerto Rico	PR Only	0020	87-91
B06004H	Place Of Birth (White Alone, Not Hispanic Or Latino) In The United States	US Only	0020	92-96
B06004HPR	Place Of Birth (White Alone, Not Hispanic Or Latino) In Puerto Rico	PR Only	0020	97-101
B06004I	Place Of Birth (Hispanic Or Latino) In The United States	US Only	0020	102-106
B06004IPR	Place Of Birth (Hispanic Or Latino) In Puerto Rico	PR Only	0020	107-111
B06007	Place Of Birth By Language Spoken At Home And Ability To Speak English In The United States	US Only	0020	112-151
B06007PR	Place Of Birth By Language Spoken At Home And Ability To Speak English In Puerto Rico	PR Only	0020	152-191
C06003PR	Place Of Birth By Sex In Puerto Rico	PR Only	0020	192-204
C06007	Place Of Birth By Language Spoken At Home And Ability To Speak English In The United States	US Only	0020	205-229
B06008	Place Of Birth By Marital Status In The United States	US Only	0021	7-36
B06008PR	Place Of Birth By Marital Status In Puerto Rico	PR Only	0021	37-66
B06009	Place Of Birth By Educational Attainment In The United States	US Only	0021	67-96
B06009PR	Place Of Birth By Educational Attainment In Puerto Rico	PR Only	0021	97-126
C06007PR	Place Of Birth By Language Spoken At Home And Ability To Speak English In Puerto Rico	PR Only	0021	127-151
C06008	Place Of Birth By Marital Status In The United States	US Only	0021	152-176
C06008PR	Place Of Birth By Marital Status In Puerto Rico	PR Only	0021	177-201
B06010	Place Of Birth By Individual Income In The Past 12 Months (In 2011 Inflation-Adjusted Dollars) In The United States	US Only	0022	7-61
B06010PR	Place Of Birth By Individual Income In The Past 12 Months (In 2011 Inflation-Adjusted Dollars) In Puerto Rico	PR Only	0022	62-116

2011 ACS 1-Year Summary File Technical Documentation

Table Number	Table Title	Geography Restrictions	Summary File Sequence Number	Summary File Starting and Ending Positions
B06011	Median Income In The Past 12 Months (In 2011 Inflation-Adjusted Dollars) By Place Of Birth In The United States	US Only	0022	117-121
B06011PR	Median Income In The Past 12 Months (In 2011 Inflation-Adjusted Dollars) By Place Of Birth In Puerto Rico	PR Only	0022	122-126
B06012	Place Of Birth By Poverty Status In The Past 12 Months In The United States	US Only	0022	127-146
B06012PR	Place Of Birth By Poverty Status In The Past 12 Months In Puerto Rico	PR Only	0022	147-166
C06010PR	Place Of Birth By Individual Income In The Past 12 Months (In 2011 Inflation-Adjusted Dollars) In Puerto Rico	PR Only	0022	167-213
B07001	Geographical Mobility In The Past Year By Age For Current Residence In The United States	US Only	0023	7-102
C07001	Geographical Mobility In The Past Year By Age For Current Residence In The United States	US Only	0023	103-162
B07001PR	Geographical Mobility In The Past Year By Age For Current Residence In Puerto Rico	PR Only	0024	7-102
B07002	Median Age By Geographical Mobility In The Past Year For Current Residence In The United States	US Only	0024	103-108
B07002PR	Median Age By Geographical Mobility In The Past Year For Current Residence In Puerto Rico	PR Only	0024	109-114
B07003	Geographical Mobility In The Past Year By Sex For Current Residence In The United States	US Only	0024	115-132
B07003PR	Geographical Mobility In The Past Year By Sex For Current Residence In Puerto Rico	PR Only	0024	133-150
B07004A	Geographical Mobility In The Past Year (White Alone) For Current Residence In The United States	US Only	0024	151-156
B07004B	Geographical Mobility In The Past Year (Black Or African American Alone) For Current Residence In The United States	US Only	0024	157-162
B07004C	Geographical Mobility In The Past Year (American Indian And Alaska Native Alone) For Current Residence In The United States	US Only	0024	163-168
B07004D	Geographical Mobility In The Past Year (Asian Alone) For Current Residence In The United States	US Only	0024	169-174
B07004E	Geographical Mobility In The Past Year (Native Hawaiian And Other Pacific Islander Alone) For Current Residence In The United States	US Only	0024	175-180
B07004F	Geographical Mobility In The Past Year (Some Other Race Alone) For Current Residence In The United States	US Only	0024	181-186
C07001PR	Geographical Mobility In The Past Year By Age For Current Residence In Puerto Rico	PR Only	0024	187-246
B07004APR	Geographical Mobility In The Past Year (White Alone) For Current Residence In Puerto Rico	PR Only	0025	7-12
B07004BPR	Geographical Mobility In The Past Year (Black Or African American Alone) For Current Residence In Puerto Rico	PR Only	0025	13-18
B07004CPR	Geographical Mobility In The Past Year (American Indian And Alaska Native Alone) For Current Residence In Puerto Rico	PR Only	0025	19-24
B07004DPR	Geographical Mobility In The Past Year (Asian Alone) For Current Residence In Puerto Rico	PR Only	0025	25-30
B07004EPR	Geographical Mobility In The Past Year (Native Hawaiian And Other Pacific Islander Alone) For Current Residence In Puerto Rico	PR Only	0025	31-36
B07004FPR	Geographical Mobility In The Past Year (Some Other Race Alone) For Current Residence In Puerto Rico	PR Only	0025	37-42
B07004G	Geographical Mobility In The Past Year (Two Or More Races) For Current Residence In The United States	US Only	0025	43-48
B07004GPR	Geographical Mobility In The Past Year (Two Or More Races) For Current Residence In Puerto Rico	PR Only	0025	49-54
B07004H	Geographical Mobility In The Past Year (White Alone, Not Hispanic Or Latino) For Current Residence In The United States	US Only	0025	55-60
B07004HPR	Geographical Mobility In The Past Year (White Alone, Not Hispanic Or Latino) For Current Residence In Puerto Rico	PR Only	0025	61-66
B07004I	Geographical Mobility In The Past Year (Hispanic Or Latino) For Current Residence In The United States	US Only	0025	67-72

2011 ACS 1-Year Summary File Technical Documentation

Table Number	Table Title	Geography Restrictions	Summary File Sequence Number	Summary File Starting and Ending Positions
B07004IPR	Geographical Mobility In The Past Year (Hispanic Or Latino) For Current Residence In Puerto Rico	PR Only	0025	73-78
B07007	Geographical Mobility In The Past Year By Citizenship Status For Current Residence In The United States	US Only	0025	79-108
B07007PR	Geographical Mobility In The Past Year By Citizenship Status For Current Residence In Puerto Rico	PR Only	0025	109-138
B07008	Geographical Mobility In The Past Year By Marital Status For Current Residence In The United States	US Only	0025	139-174
B07008PR	Geographical Mobility In The Past Year By Marital Status For Current Residence In Puerto Rico	PR Only	0025	175-210
C07008	Geographical Mobility In The Past Year By Marital Status For Current Residence In The United States	US Only	0025	211-240
B07009	Geographical Mobility In The Past Year By Educational Attainment For Current Residence In The United States	US Only	0026	7-42
B07009PR	Geographical Mobility In The Past Year By Educational Attainment For Current Residence In Puerto Rico	PR Only	0026	43-78
B07010	Geographical Mobility In The Past Year By Individual Income In The Past 12 Months (In 2011 Inflation-Adjusted Dollars) For Current Residence In The United States	US Only	0026	79-144
B07010PR	Geographical Mobility In The Past Year By Individual Income In The Past 12 Months (In 2011 Inflation-Adjusted Dollars) For Current Residence In Puerto Rico	PR Only	0026	145-210
B07011	Median Income In The Past 12 Months (In 2011 Inflation-Adjusted Dollars) By Geographical Mobility In The Past Year For Current Residence In The United States	US Only	0026	211-216
C07008PR	Geographical Mobility In The Past Year By Marital Status For Current Residence In Puerto Rico	PR Only	0026	217-246
B07011PR	Median Income In The Past 12 Months (In 2011 Inflation-Adjusted Dollars) By Geographical Mobility In The Past Year For Current Residence In Puerto Rico	PR Only	0027	7-12
B07012	Geographical Mobility In The Past Year By Poverty Status In The Past 12 Months For Current Residence In The United States	US Only	0027	13-36
B07012PR	Geographical Mobility In The Past Year By Poverty Status In The Past 12 Months For Current Residence In Puerto Rico	PR Only	0027	37-60
B07013	Geographical Mobility In The Past Year By Tenure For Current Residence In The United States	US Only	0027	61-78
B07013PR	Geographical Mobility In The Past Year By Tenure For Current Residence In Puerto Rico	PR Only	0027	79-96
B07101	Movers Between Regions In The United States	US Only	0027	97-156
B07201	Geographical Mobility In The Past Year For Current Residence--Metropolitan Statistical Area Level In The United States	US Only	0027	157-170
B07201PR	Geographical Mobility In The Past Year For Current Residence--Metropolitan Statistical Area Level In Puerto Rico	PR Only	0027	171-192
B07202	Geographical Mobility In The Past Year For Current Residence--Micropolitan Statistical Area Level In The United States	US Only	0027	193-206
C07201	Geographical Mobility In The Past Year For Current Residence--Metropolitan Statistical Area Level In The United States	US Only	0027	207-218
C07201PR	Geographical Mobility In The Past Year For Current Residence--Metropolitan Statistical Area Level In Puerto Rico	PR Only	0027	219-234
C07202	Geographical Mobility In The Past Year For Current Residence--Micropolitan Statistical Area Level In The United States	US Only	0027	235-246
B07202PR	Geographical Mobility In The Past Year For Current Residence--Micropolitan Statistical Area Level In Puerto Rico	PR Only	0028	7-17
B07203	Geographical Mobility In The Past Year For Current Residence--Not Metropolitan Or Micropolitan Statistical Area Level In The United States	US Only	0028	18-28
B07203PR	Geographical Mobility In The Past Year For Current Residence--Not Metropolitan Or Micropolitan Statistical Area Level In Puerto Rico	PR Only	0028	29-36
B07204	Geographical Mobility In The Past Year For Current Residence--State, County And Place Level In The United States	US Only	0028	37-55
B07204PR	Geographical Mobility In The Past Year For Current Residence--State, County And Place Level In Puerto Rico	PR Only	0028	56-72

2011 ACS 1-Year Summary File Technical Documentation

Table Number	Table Title	Geography Restrictions	Summary File Sequence Number	Summary File Starting and Ending Positions
C07203	Geographical Mobility In The Past Year For Current Residence--Not Metropolitan Or Micropolitan Statistical Area Level In The United States	US Only	0028	73-81
C07204	Geographical Mobility In The Past Year For Current Residence--State, County And Place Level In The United States	US Only	0028	82-93
C07204PR	Geographical Mobility In The Past Year For Current Residence--State, County And Place Level In Puerto Rico	PR Only	0028	94-102
B07401	Geographical Mobility In The Past Year By Age For Residence 1 Year Ago In The United States	Migration US Only	0029	7-86
B07401PR	Geographical Mobility In The Past Year By Age For Residence 1 Year Ago In Puerto Rico	Migration PR Only	0029	87-166
C07401	Geographical Mobility In The Past Year By Age For Residence 1 Year Ago In The United States	Migration US Only	0029	167-216
B07402	Median Age By Geographical Mobility In The Past Year For Residence 1 Year Ago In The United States	Migration US Only	0030	7-11
B07402PR	Median Age By Geographical Mobility In The Past Year For Residence 1 Year Ago In Puerto Rico	Migration PR Only	0030	12-16
B07403	Geographical Mobility In The Past Year By Sex For Residence 1 Year Ago In The United States	Migration US Only	0030	17-31
B07403PR	Geographical Mobility In The Past Year By Sex For Residence 1 Year Ago In Puerto Rico	Migration PR Only	0030	32-46
B07404A	Geographical Mobility In The Past Year (White Alone) For Residence 1 Year Ago In The United States	Migration US Only	0030	47-51
B07404APR	Geographical Mobility In The Past Year (White Alone) For Residence 1 Year Ago In Puerto Rico	Migration PR Only	0030	52-56
B07404B	Geographical Mobility In The Past Year (Black Or African American Alone) For Residence 1 Year Ago In The United States	Migration US Only	0030	57-61
B07404BPR	Geographical Mobility In The Past Year (Black Or African American Alone) For Residence 1 Year Ago In Puerto Rico	Migration PR Only	0030	62-66
B07404C	Geographical Mobility In The Past Year (American Indian And Alaska Native Alone) For Residence 1 Year Ago In The United States	Migration US Only	0030	67-71
B07404CPR	Geographical Mobility In The Past Year (American Indian And Alaska Native Alone) For Residence 1 Year Ago In Puerto Rico	Migration PR Only	0030	72-76
B07404D	Geographical Mobility In The Past Year (Asian Alone) For Residence 1 Year Ago In The United States	Migration US Only	0030	77-81
B07404DPR	Geographical Mobility In The Past Year (Asian Alone) For Residence 1 Year Ago In Puerto Rico	Migration PR Only	0030	82-86
B07404E	Geographical Mobility In The Past Year (Native Hawaiian And Other Pacific Islander Alone) For Residence 1 Year Ago In The United States	Migration US Only	0030	87-91
B07404EPR	Geographical Mobility In The Past Year (Native Hawaiian And Other Pacific Islander Alone) For Residence 1 Year Ago In Puerto Rico	Migration PR Only	0030	92-96
B07404F	Geographical Mobility In The Past Year (Some Other Race Alone) For Residence 1 Year Ago In The United States	Migration US Only	0030	97-101
B07404FPR	Geographical Mobility In The Past Year (Some Other Race Alone) For Residence 1 Year Ago In Puerto Rico	Migration PR Only	0030	102-106
B07404G	Geographical Mobility In The Past Year (Two Or More Races) For Residence 1 Year Ago In The United States	Migration US Only	0030	107-111
B07404GPR	Geographical Mobility In The Past Year (Two Or More Races) For Residence 1 Year Ago In Puerto Rico	Migration PR Only	0030	112-116
B07404H	Geographical Mobility In The Past Year (White Alone, Not Hispanic Or Latino) For Residence 1 Year Ago In The United States	Migration US Only	0030	117-121
B07404HPR	Geographical Mobility In The Past Year (White Alone, Not Hispanic Or Latino) For Residence 1 Year Ago In Puerto Rico	Migration PR Only	0030	122-126
B07404I	Geographical Mobility In The Past Year (Hispanic Or Latino) For Residence 1 Year Ago In The United States	Migration US Only	0030	127-131
B07404IPR	Geographical Mobility In The Past Year (Hispanic Or Latino) For Residence 1 Year Ago In Puerto Rico	Migration PR Only	0030	132-136
B07407	Geographical Mobility In The Past Year By Citizenship Status For Residence 1 Year Ago In The United States	Migration US Only	0030	137-161

2011 ACS 1-Year Summary File Technical Documentation

Table Number	Table Title	Geography Restrictions	Summary File Sequence Number	Summary File Starting and Ending Positions
B07407PR	Geographical Mobility In The Past Year By Citizenship Status For Residence 1 Year Ago In Puerto Rico	Migration PR Only	0030	162-186
C07401PR	Geographical Mobility In The Past Year By Age For Residence 1 Year Ago In Puerto Rico	Migration PR Only	0030	187-236
B07408	Geographical Mobility In The Past Year By Marital Status For Residence 1 Year Ago In The United States	Migration US Only	0031	7-36
B07408PR	Geographical Mobility In The Past Year By Marital Status For Residence 1 Year Ago In Puerto Rico	Migration PR Only	0031	37-66
B07409	Geographical Mobility In The Past Year By Educational Attainment For Residence 1 Year Ago In The United States	Migration US Only	0031	67-96
B07409PR	Geographical Mobility In The Past Year By Educational Attainment For Residence 1 Year Ago In Puerto Rico	Migration PR Only	0031	97-126
B07410	Geographical Mobility In The Past Year By Individual Income In The Past 12 Months (In 2011 Inflation-Adjusted Dollars) For Residence 1 Year Ago In The United States	Migration US Only	0031	127-181
C07408	Geographical Mobility In The Past Year By Marital Status For Residence 1 Year Ago In The United States	Migration US Only	0031	182-206
C07408PR	Geographical Mobility In The Past Year By Marital Status For Residence 1 Year Ago In Puerto Rico	Migration PR Only	0031	207-231
B07410PR	Geographical Mobility In The Past Year By Individual Income In The Past 12 Months (In 2011 Inflation-Adjusted Dollars) For Residence 1 Year Ago In Puerto Rico	Migration PR Only	0032	7-61
B07411	Median Income In The Past 12 Months (In 2011 Inflation-Adjusted Dollars) By Geographical Mobility In The Past Year For Residence 1 Year Ago In The United States	Migration US Only	0032	62-66
B07411PR	Median Income In The Past 12 Months (In 2011 Inflation-Adjusted Dollars) By Geographical Mobility In The Past Year For Residence 1 Year Ago In Puerto Rico	Migration PR Only	0032	67-71
B07412	Geographical Mobility In The Past Year By Poverty Status In The Past 12 Months For Residence 1 Year Ago In The United States	Migration US Only	0032	72-91
B07412PR	Geographical Mobility In The Past Year By Poverty Status In The Past 12 Months For Residence 1 Year Ago In Puerto Rico	Migration PR Only	0032	92-111
B07413	Geographical Mobility In The Past Year By Tenure For Residence 1 Year Ago In The United States	Migration US Only	0032	112-126
B07413PR	Geographical Mobility In The Past Year By Tenure For Residence 1 Year Ago In Puerto Rico	Migration PR Only	0032	127-141
B08006	Sex Of Workers By Means Of Transportation To Work		0033	7-57
B08007	Sex Of Workers By Place Of Work--State And County Level		0033	58-72
B08008	Sex Of Workers By Place Of Work--Place Level		0033	73-87
B08009	Sex Of Workers By Place Of Work--Minor Civil Division Level For 12 Selected States (Ct, Me, Ma, Mi, Mn, Nh, Nj, Ny, Pa, Ri, Vt, Wi)		0033	88-102
B08011	Sex Of Workers By Time Leaving Home To Go To Work		0033	103-147
C08006	Sex Of Workers By Means Of Transportation To Work		0033	148-183
C08007	Sex Of Workers By Place Of Work--State And County Level		0033	184-192
C08011	Sex Of Workers By Time Leaving Home To Go To Work		0033	193-225
B08012	Sex Of Workers By Travel Time To Work		0034	7-45
B08013	Aggregate Travel Time To Work (In Minutes) Of Workers By Sex		0034	46-48
B08014	Sex Of Workers By Vehicles Available		0034	49-69
B08015	Aggregate Number Of Vehicles (Car, Truck, Or Van) Used In Commuting By Workers 16 Years And Over By Sex		0034	70-72
B08016	Place Of Work For Workers 16 Years And Over--Metropolitan Statistical Area Level		0034	73-95
B08017	Place Of Work For Workers 16 Years And Over--Micropolitan Statistical Area Level		0034	96-118
B08018	Place Of Work For Workers 16 Years And Over--Not Metropolitan Or Micropolitan Statistical Area Level		0034	119-126

2011 ACS 1-Year Summary File Technical Documentation

Table Number	Table Title	Geography Restrictions	Summary File Sequence Number	Summary File Starting and Ending Positions
B08101	Means Of Transportation To Work By Age		0034	127-182
C08012	Sex Of Workers By Travel Time To Work		0034	183-212
C08014	Sex Of Workers By Vehicles Available		0034	213-227
C08016	Place Of Work For Workers 16 Years And Over--Metropolitan Statistical Area Level		0034	228-236
C08017	Place Of Work For Workers 16 Years And Over--Micropolitan Statistical Area Level		0034	237-245
C08018	Place Of Work For Workers 16 Years And Over--Not Metropolitan Or Micropolitan Statistical Area Level		0034	246-251
B08103	Median Age By Means Of Transportation To Work		0035	7-13
B08105A	Means Of Transportation To Work (White Alone)		0035	14-20
B08105B	Means Of Transportation To Work (Black Or African American Alone)		0035	21-27
B08105C	Means Of Transportation To Work (American Indian And Alaska Native Alone)		0035	28-34
B08105D	Means Of Transportation To Work (Asian Alone)		0035	35-41
B08105E	Means Of Transportation To Work (Native Hawaiian And Other Pacific Islander Alone)		0035	42-48
B08105F	Means Of Transportation To Work (Some Other Race Alone)		0035	49-55
B08105G	Means Of Transportation To Work (Two Or More Races)		0035	56-62
B08105H	Means Of Transportation To Work (White Alone, Not Hispanic Or Latino)		0035	63-69
B08105I	Means Of Transportation To Work (Hispanic Or Latino)		0035	70-76
B08111	Means Of Transportation To Work By Citizenship Status		0035	77-111
C08101	Means Of Transportation To Work By Age		0035	112-153
C08105A	Means Of Transportation To Work (White Alone)		0035	154-159
C08105B	Means Of Transportation To Work (Black Or African American Alone)		0035	160-165
C08105C	Means Of Transportation To Work (American Indian And Alaska Native Alone)		0035	166-171
C08105D	Means Of Transportation To Work (Asian Alone)		0035	172-177
C08105E	Means Of Transportation To Work (Native Hawaiian And Other Pacific Islander Alone)		0035	178-183
C08105F	Means Of Transportation To Work (Some Other Race Alone)		0035	184-189
C08105G	Means Of Transportation To Work (Two Or More Races)		0035	190-195
C08105H	Means Of Transportation To Work (White Alone, Not Hispanic Or Latino)		0035	196-201
C08105I	Means Of Transportation To Work (Hispanic Or Latino)		0035	202-207
C08111	Means Of Transportation To Work By Citizenship Status		0035	208-237
B08113	Means Of Transportation To Work By Language Spoken At Home And Ability To Speak English		0036	7-62
B08119	Means Of Transportation To Work By Workers' Earnings In The Past 12 Months (In 2011 Inflation-Adjusted Dollars)		0036	63-125
B08121	Median Earnings In The Past 12 Months (In 2011 Inflation-Adjusted Dollars) By Means Of Transportation To Work		0036	126-132
B08122	Means Of Transportation To Work By Poverty Status In The Past 12 Months		0036	133-160
C08113	Means Of Transportation To Work By Language Spoken At Home And Ability To Speak English		0036	161-190
C08119	Means Of Transportation To Work By Workers' Earnings In The Past 12 Months (In 2011 Inflation-Adjusted Dollars)		0036	191-244
B08124	Means Of Transportation To Work By Occupation		0037	7-55
B08126	Means Of Transportation To Work By Industry		0037	56-160
C08122	Means Of Transportation To Work By Poverty Status In The Past 12 Months		0037	161-184

2011 ACS 1-Year Summary File Technical Documentation

Table Number	Table Title	Geography Restrictions	Summary File Sequence Number	Summary File Starting and Ending Positions
C08124	Means Of Transportation To Work By Occupation		0037	185-226
B08128	Means Of Transportation To Work By Class Of Worker		0038	7-76
B08130	Means Of Transportation To Work By Place Of Work--State And County Level		0038	77-107
C08126	Means Of Transportation To Work By Industry		0038	108-191
C08128	Means Of Transportation To Work By Class Of Worker		0038	192-221
C08130	Means Of Transportation To Work By Place Of Work--State And County Level		0038	222-247
B08131	Aggregate Travel Time To Work (In Minutes) Of Workers By Place Of Work--State And County Level		0039	7-11
B08132	Means Of Transportation To Work By Time Leaving Home To Go To Work		0039	12-101
B08133	Aggregate Travel Time To Work (In Minutes) Of Workers By Time Leaving Home To Go To Work		0039	102-116
C08132	Means Of Transportation To Work By Time Leaving Home To Go To Work		0039	117-171
C08133	Aggregate Travel Time To Work (In Minutes) Of Workers By Time Leaving Home To Go To Work		0039	172-182
B08134	Means Of Transportation To Work By Travel Time To Work		0040	7-126
B08135	Aggregate Travel Time To Work (In Minutes) Of Workers By Travel Time To Work		0040	127-136
B08136	Aggregate Travel Time To Work (In Minutes) Of Workers By Means Of Transportation To Work		0040	137-148
B08137	Means Of Transportation To Work By Tenure		0040	149-169
C08134	Means Of Transportation To Work By Travel Time To Work		0040	170-219
C08136	Aggregate Travel Time To Work (In Minutes) Of Workers By Means Of Transportation To Work		0040	220-224
C08137	Means Of Transportation To Work By Tenure		0040	225-242
B08141	Means Of Transportation To Work By Vehicles Available		0041	7-41
B08201	Household Size By Vehicles Available		0041	42-71
B08202	Household Size By Number Of Workers In Household		0041	72-93
B08203	Number Of Workers In Household By Vehicles Available		0041	94-123
B08301	Means Of Transportation To Work		0041	124-144
C08141	Means Of Transportation To Work By Vehicles Available		0041	145-174
C08201	Household Size By Vehicles Available		0041	175-199
C08202	Household Size By Number Of Workers In Household		0041	200-208
C08203	Number Of Workers In Household By Vehicles Available		0041	209-233
C08301	Means Of Transportation To Work		0041	234-244
B08302	Time Leaving Home To Go To Work		0042	7-21
B08303	Travel Time To Work		0042	22-34
C08302	Time Leaving Home To Go To Work		0042	35-45
C08303	Travel Time To Work		0042	46-55
B08406	Sex Of Workers By Means Of Transportation To Work For Workplace Geography	Place of Work Only	0043	7-57
B08412	Sex Of Workers By Travel Time To Work For Workplace Geography	Place of Work Only	0043	58-96
B08501	Means Of Transportation To Work By Age For Workplace Geography	Place of Work Only	0043	97-152
C08406	Sex Of Workers By Means Of Transportation To Work For Workplace Geography	Place of Work Only	0043	153-185
C08412	Sex Of Workers By Travel Time To Work For Workplace Geography	Place of Work Only	0043	186-215
B08503	Median Age By Means Of Transportation To Work For Workplace Geography	Place of Work Only	0044	7-13
B08505A	Means Of Transportation To Work For Workplace Geography (White Alone)	Place of Work Only	0044	14-20

2011 ACS 1-Year Summary File Technical Documentation

Table Number	Table Title	Geography Restrictions	Summary File Sequence Number	Summary File Starting and Ending Positions
B08505B	Means Of Transportation To Work For Workplace Geography (Black Or African American Alone)	Place of Work Only	0044	21-27
B08505C	Means Of Transportation To Work For Workplace Geography (American Indian And Alaska Native Alone)	Place of Work Only	0044	28-34
B08505D	Means Of Transportation To Work For Workplace Geography (Asian Alone)	Place of Work Only	0044	35-41
B08505E	Means Of Transportation To Work For Workplace Geography (Native Hawaiian And Other Pacific Islander Alone)	Place of Work Only	0044	42-48
B08505F	Means Of Transportation To Work For Workplace Geography (Some Other Race Alone)	Place of Work Only	0044	49-55
B08505G	Means Of Transportation To Work For Workplace Geography (Two Or More Races)	Place of Work Only	0044	56-62
B08505H	Means Of Transportation To Work For Workplace Geography (White Alone, Not Hispanic Or Latino)	Place of Work Only	0044	63-69
B08505I	Means Of Transportation To Work For Workplace Geography (Hispanic Or Latino)	Place of Work Only	0044	70-76
B08511	Means Of Transportation To Work By Citizenship Status For Workplace Geography	Place of Work Only	0044	77-111
C08501	Means Of Transportation To Work By Age For Workplace Geography	Place of Work Only	0044	112-153
C08505A	Means Of Transportation To Work For Workplace Geography (White Alone)	Place of Work Only	0044	154-159
C08505B	Means Of Transportation To Work For Workplace Geography (Black Or African American Alone)	Place of Work Only	0044	160-165
C08505C	Means Of Transportation To Work For Workplace Geography (American Indian And Alaska Native Alone)	Place of Work Only	0044	166-171
C08505D	Means Of Transportation To Work For Workplace Geography (Asian Alone)	Place of Work Only	0044	172-177
C08505E	Means Of Transportation To Work For Workplace Geography (Native Hawaiian And Other Pacific Islander Alone)	Place of Work Only	0044	178-183
C08505F	Means Of Transportation To Work For Workplace Geography (Some Other Race Alone)	Place of Work Only	0044	184-189
C08505G	Means Of Transportation To Work For Workplace Geography (Two Or More Races)	Place of Work Only	0044	190-195
C08505H	Means Of Transportation To Work For Workplace Geography (White Alone, Not Hispanic Or Latino)	Place of Work Only	0044	196-201
C08505I	Means Of Transportation To Work For Workplace Geography (Hispanic Or Latino)	Place of Work Only	0044	202-207
C08511	Means Of Transportation To Work By Citizenship Status For Workplace Geography	Place of Work Only	0044	208-237
B08513	Means Of Transportation To Work By Language Spoken At Home And Ability To Speak English For Workplace Geography	Place of Work Only	0045	7-62
B08519	Means Of Transportation To Work By Workers' Earnings In The Past 12 Months (In 2011 Inflation-Adjusted Dollars) For Workplace Geography	Place of Work Only	0045	63-125
B08521	Median Earnings In The Past 12 Months (In 2011 Inflation-Adjusted Dollars) By Means Of Transportation To Work For Workplace Geography	Place of Work Only	0045	126-132
B08522	Means Of Transportation To Work By Poverty Status In The Past 12 Months For Workplace Geography	Place of Work Only	0045	133-160
C08513	Means Of Transportation To Work By Language Spoken At Home And Ability To Speak English For Workplace Geography	Place of Work Only	0045	161-190
C08519	Means Of Transportation To Work By Workers' Earnings In The Past 12 Months (In 2011 Inflation-Adjusted Dollars) For Workplace Geography	Place of Work Only	0045	191-244
B08524	Means Of Transportation To Work By Occupation For Workplace Geography	Place of Work Only	0046	7-55
B08526	Means Of Transportation To Work By Industry For Workplace Geography	Place of Work Only	0046	56-160
C08522	Means Of Transportation To Work By Poverty Status In The Past 12 Months For Workplace Geography	Place of Work Only	0046	161-184
C08524	Means Of Transportation To Work By Occupation For Workplace Geography	Place of Work Only	0046	185-226
B08528	Means Of Transportation To Work By Class Of Worker For Workplace Geography	Place of Work Only	0047	7-76
C08526	Means Of Transportation To Work By Industry For Workplace Geography	Place of Work Only	0047	77-160
C08528	Means Of Transportation To Work By Class Of Worker For Workplace Geography	Place of Work Only	0047	161-190

2011 ACS 1-Year Summary File Technical Documentation

Table Number	Table Title	Geography Restrictions	Summary File Sequence Number	Summary File Starting and Ending Positions
B08532	Means Of Transportation To Work By Time Arriving At Work From Home For Workplace Geography	Place of Work Only	0048	7-96
C08532	Means Of Transportation To Work By Time Arriving At Work From Home For Workplace Geography	Place of Work Only	0048	97-151
B08534	Means Of Transportation To Work By Travel Time To Work For Workplace Geography	Place of Work Only	0049	7-126
B08536	Aggregate Travel Time To Work (In Minutes) Of Workers By Means Of Transportation To Work For Workplace Geography	Place of Work Only	0049	127-138
B08537	Means Of Transportation To Work By Tenure For Workplace Geography	Place of Work Only	0049	139-159
C08534	Means Of Transportation To Work By Travel Time To Work For Workplace Geography	Place of Work Only	0049	160-209
C08536	Aggregate Travel Time To Work (In Minutes) Of Workers By Means Of Transportation To Work For Workplace Geography	Place of Work Only	0049	210-214
C08537	Means Of Transportation To Work By Tenure For Workplace Geography	Place of Work Only	0049	215-232
B08541	Means Of Transportation To Work By Vehicles Available For Workplace Geography	Place of Work Only	0050	7-41
B08601	Means Of Transportation To Work For Workplace Geography	Place of Work Only	0050	42-62
B08602	Time Arriving At Work From Home For Workplace Geography	Place of Work Only	0050	63-77
B08603	Travel Time To Work For Workplace Geography	Place of Work Only	0050	78-90
B08604	Worker Population For Workplace Geography	Place of Work Only	0050	91-91
C08541	Means Of Transportation To Work By Vehicles Available For Workplace Geography	Place of Work Only	0050	92-121
C08601	Means Of Transportation To Work For Workplace Geography	Place of Work Only	0050	122-132
C08602	Time Arriving At Work From Home For Workplace Geography	Place of Work Only	0050	133-143
C08603	Travel Time To Work For Workplace Geography	Place of Work Only	0050	144-153
B09001	Population Under 18 Years By Age		0051	7-16
B09002	Own Children Under 18 Years By Family Type And Age		0051	17-36
B09005	Household Type For Children Under 18 Years In Households (Excluding Householders, Spouses, And Unmarried Partners)		0051	37-42
B09006	Relationship To Householder For Children Under 18 Years In Households		0051	43-47
B09008	Presence Of Unmarried Partner Of Householder By Household Type For Children Under 18 Years In Households		0051	48-59
B09010	Receipt Of Supplemental Security Income (Ssi), Cash Public Assistance Income, Or Food Stamps/Snap In The Past 12 Months By Household Type For Children Under 18 Years In Households		0051	60-72
B09016	Household Type (Including Living Alone) By Relationship		0051	73-105
B09017	Relationship By Household Type (Including Living Alone) For The Population 65 Years And Over		0051	106-125
B09018	Relationship To Householder For Children Under 18 Years In Households		0051	126-133
B09019	Household Type (Including Living Alone) By Relationship		0051	134-171
B09020	Relationship By Household Type (Including Living Alone) For The Population 65 Years And Over		0051	172-192
C09008	Presence Of Unmarried Partner Of Householder For Children Under 18 Years In Households		0051	193-195
C09016	Household Type (Including Living Alone) By Relationship		0051	196-224
B10001	Grandchildren Under 18 Years Living With A Grandparent Householder By Age Of Grandchild		0052	7-10
B10002	Grandchildren Under 18 Years Living With A Grandparent Householder By Grandparent Responsibility And Presence Of Parent		0052	11-15
B10010	Median Family Income For Families With Grandparent Householders And/Or Spouses Living With Own Grandchildren Under 18 Years By Responsibility For Own Grandchildren And Presence Of Parent Of Grandchild		0052	16-18

2011 ACS 1-Year Summary File Technical Documentation

Table Number	Table Title	Geography Restrictions	Summary File Sequence Number	Summary File Starting and Ending Positions
B10050	Grandparents Living With Own Grandchildren Under 18 Years By Responsibility For Own Grandchildren By Length Of Time Responsible For Own Grandchildren For The Population 30 Years And Over		0052	19-28
B10051	Grandparents Living With Own Grandchildren Under 18 Years By Responsibility For Own Grandchildren By Presence Of Parent Of Grandchildren And Age Of Grandparent		0052	29-39
B10051A	Grandparents Living With Own Grandchildren Under 18 Years By Responsibility For Own Grandchildren And Age Of Grandparent (White Alone)		0052	40-46
B10051B	Grandparents Living With Own Grandchildren Under 18 Years By Responsibility For Own Grandchildren And Age Of Grandparent (Black Or African American Alone)		0052	47-53
B10051C	Grandparents Living With Own Grandchildren Under 18 Years By Responsibility For Own Grandchildren And Age Of Grandparent (American Indian And Alaska Native Alone)		0052	54-60
B10051D	Grandparents Living With Own Grandchildren Under 18 Years By Responsibility For Own Grandchildren And Age Of Grandparent (Asian Alone)		0052	61-67
B10051E	Grandparents Living With Own Grandchildren Under 18 Years By Responsibility For Own Grandchildren And Age Of Grandparent (Native Hawaiian And Other Pacific Islander Alone)		0052	68-74
B10051F	Grandparents Living With Own Grandchildren Under 18 Years By Responsibility For Own Grandchildren And Age Of Grandparent (Some Other Race Alone)		0052	75-81
B10051G	Grandparents Living With Own Grandchildren Under 18 Years By Responsibility For Own Grandchildren And Age Of Grandparent (Two Or More Races)		0052	82-88
B10051H	Grandparents Living With Own Grandchildren Under 18 Years By Responsibility For Own Grandchildren And Age Of Grandparent (White Alone, Not Hispanic Or Latino)		0052	89-95
B10051I	Grandparents Living With Own Grandchildren Under 18 Years By Responsibility For Own Grandchildren And Age Of Grandparent (Hispanic Or Latino)		0052	96-102
B10052	Disability Status Of Grandparents Living With Own Grandchildren Under 18 Years By Responsibility For Own Grandchildren And Age Of Grandparent		0052	103-113
B10053	Nativity By Grandparents Responsible For Own Grandchildren Under 18 Years By Age Of Grandparent		0052	114-124
B10054	Language And Ability To Speak English Of Grandparents Living With Own Grandchildren Under 18 Years By Responsibility For Own Grandchildren And Age Of Grandparent		0052	125-141
B10056	Sex Of Grandparents Living With Own Grandchildren Under 18 Years By Responsibility For Own Grandchildren And Age Of Grandparent		0052	142-152
B10057	Marital Status By Grandparents Living With Own Grandchildren Under 18 Years By Responsibility For Own Grandchildren And Age Of Grandparent		0052	153-163
B10058	Employment Status Of Grandparents Living With Own Grandchildren Under 18 Years By Responsibility For Own Grandchildren And Age Of Grandparent		0052	164-174
B10059	Poverty Status In The Past 12 Months Of Grandparents Living With Own Grandchildren Under 18 Years By Responsibility For Own Grandchildren And Age Of Grandparent		0052	175-185
B10060	Units In Structure Of Grandparents Living With Own Grandchildren Under 18 Years By Responsibility For Own Grandchildren And Age Of Grandparent		0052	186-201
B10061	Tenure Of Grandparents Living With Own Grandchildren Under 18 Years By Responsibility For Own Grandchildren And Age Of Grandparent		0052	202-212
B10063	Households With Grandparents Living With Own Grandchildren Under 18 Years By Responsibility For Own Grandchildren And Presence Of Parent Of Grandchildren		0052	213-219
B11001	Household Type (Including Living Alone)		0053	7-15
B11001A	Household Type (Including Living Alone) (White Alone)		0053	16-24
B11001B	Household Type (Including Living Alone) (Black Or African American Alone)		0053	25-33
B11001C	Household Type (Including Living Alone) (American Indian And Alaska Native Alone)		0053	34-42
B11001D	Household Type (Including Living Alone) (Asian Alone)		0053	43-51

2011 ACS 1-Year Summary File Technical Documentation

Table Number	Table Title	Geography Restrictions	Summary File Sequence Number	Summary File Starting and Ending Positions
B11001E	Household Type (Including Living Alone) (Native Hawaiian And Other Pacific Islander Alone)		0053	52-60
B11001F	Household Type (Including Living Alone) (Some Other Race Alone)		0053	61-69
B11001G	Household Type (Including Living Alone) (Two Or More Races)		0053	70-78
B11001H	Household Type (Including Living Alone) (White Alone, Not Hispanic Or Latino)		0053	79-87
B11001I	Household Type (Including Living Alone) (Hispanic Or Latino)		0053	88-96
B11002	Household Type By Relatives And Nonrelatives For Population In Households		0053	97-108
B11002A	Household Type By Relatives And Nonrelatives For Population In Households (White Alone)		0053	109-120
B11002B	Household Type By Relatives And Nonrelatives For Population In Households (Black Or African American Alone)		0053	121-132
B11002C	Household Type By Relatives And Nonrelatives For Population In Households (American Indian And Alaska Native Alone)		0053	133-144
B11002D	Household Type By Relatives And Nonrelatives For Population In Households (Asian Alone)		0053	145-156
B11002E	Household Type By Relatives And Nonrelatives For Population In Households (Native Hawaiian And Other Pacific Islander Alone)		0053	157-168
B11002F	Household Type By Relatives And Nonrelatives For Population In Households (Some Other Race Alone)		0053	169-180
B11002G	Household Type By Relatives And Nonrelatives For Population In Households (Two Or More Races)		0053	181-192
B11002H	Household Type By Relatives And Nonrelatives For Population In Households (White Alone, Not Hispanic Or Latino)		0053	193-204
C11001A	Household Type (White Alone)		0053	205-209
C11001B	Household Type (Black Or African American Alone)		0053	210-214
C11001C	Household Type (American Indian And Alaska Native Alone)		0053	215-219
C11001D	Household Type (Asian Alone)		0053	220-224
C11001E	Household Type (Native Hawaiian And Other Pacific Islander Alone)		0053	225-229
C11001F	Household Type (Some Other Race Alone)		0053	230-234
C11001G	Household Type (Two Or More Races)		0053	235-239
C11001H	Household Type (White Alone, Not Hispanic Or Latino)		0053	240-244
C11001I	Household Type (Hispanic Or Latino)		0053	245-249
B11002I	Household Type By Relatives And Nonrelatives For Population In Households (Hispanic Or Latino)		0054	7-18
B11003	Family Type By Presence And Age Of Own Children Under 18 Years		0054	19-38
B11004	Family Type By Presence And Age Of Related Children Under 18 Years		0054	39-58
B11005	Households By Presence Of People Under 18 Years By Household Type		0054	59-77
B11006	Households By Presence Of People 60 Years And Over By Household Type		0054	78-92
B11007	Households By Presence Of People 65 Years And Over, Household Size And Household Type		0054	93-103
B11009	Unmarried-Partner Households By Sex Of Partner		0054	104-110
B11010	Nonfamily Households By Sex Of Householder By Living Alone By Age Of Householder		0054	111-125
B11011	Household Type By Units In Structure		0054	126-144
B11012	Household Type By Tenure		0054	145-159
B11013	Subfamily Type By Presence Of Own Children Under 18 Years		0054	160-165
B11014	Population In Subfamilies By Subfamily Type By Relationship		0054	166-176
B11015	Households By Presence Of Nonrelatives		0054	177-179
C11002A	Household Type For Population In Households (White Alone)		0054	180-182

2011 ACS 1-Year Summary File Technical Documentation

Table Number	Table Title	Geography Restrictions	Summary File Sequence Number	Summary File Starting and Ending Positions
C11002B	Household Type For Population In Households (Black Or African American Alone)		0054	183-185
C11002C	Household Type For Population In Households (American Indian And Alaska Native Alone)		0054	186-188
C11002D	Household Type For Population In Households (Asian Alone)		0054	189-191
C11002E	Household Type For Population In Households (Native Hawaiian And Other Pacific Islander Alone)		0054	192-194
C11002F	Household Type For Population In Households (Some Other Race Alone)		0054	195-197
C11002G	Household Type For Population In Households (Two Or More Races)		0054	198-200
C11002H	Household Type For Population In Households (White Alone, Not Hispanic Or Latino)		0054	201-203
C11002I	Household Type For Population In Households (Hispanic Or Latino)		0054	204-206
C11005	Households By Presence Of People Under 18 Years By Household Type		0054	207-223
C11010	Nonfamily Households By Sex Of Householder By Living Alone By Age Of Householder		0054	224-234
C11013	Subfamily Type		0054	235-237
C11014	Population In Subfamilies By Subfamily Type		0054	238-240
B11016	Household Type By Household Size		0055	7-22
B11017	Multigenerational Households	Nation and State Only	0055	23-25
C11016	Household Type By Household Size		0055	26-37
B12001	Sex By Marital Status For The Population 15 Years And Over		0056	7-25
B12002	Sex By Marital Status By Age For The Population 15 Years And Over		0056	26-212
B12002A	Sex By Marital Status For The Population 15 Years And Over (White Alone)		0056	213-225
B12002B	Sex By Marital Status For The Population 15 Years And Over (Black Or African American Alone)		0056	226-238
B12002C	Sex By Marital Status For The Population 15 Years And Over (American Indian And Alaska Native Alone)		0056	239-251
B12002D	Sex By Marital Status For The Population 15 Years And Over (Asian Alone)		0057	7-19
B12002E	Sex By Marital Status For The Population 15 Years And Over (Native Hawaiian And Other Pacific Islander Alone)		0057	20-32
B12002F	Sex By Marital Status For The Population 15 Years And Over (Some Other Race Alone)		0057	33-45
B12002G	Sex By Marital Status For The Population 15 Years And Over (Two Or More Races)		0057	46-58
B12002H	Sex By Marital Status For The Population 15 Years And Over (White Alone, Not Hispanic Or Latino)		0057	59-71
B12002I	Sex By Marital Status For The Population 15 Years And Over (Hispanic Or Latino)		0057	72-84
B12005	Marital Status By Nativity		0057	85-100
C12002	Sex By Marital Status By Age For The Population 15 Years And Over		0057	101-173
C12002A	Marital Status For The Population 15 Years And Over (White Alone)		0057	174-179
C12002B	Marital Status For The Population 15 Years And Over (Black Or African American Alone)		0057	180-185
C12002C	Marital Status For The Population 15 Years And Over (American Indian And Alaska Native Alone)		0057	186-191
C12002D	Marital Status For The Population 15 Years And Over (Asian Alone)		0057	192-197
C12002E	Marital Status For The Population 15 Years And Over (Native Hawaiian And Other Pacific Islander Alone)		0057	198-203
C12002F	Marital Status For The Population 15 Years And Over (Some Other Race Alone)		0057	204-209
C12002G	Marital Status For The Population 15 Years And Over (Two Or More Races)		0057	210-215
C12002H	Marital Status For The Population 15 Years And Over (White Alone, Not Hispanic Or Latino)		0057	216-221

2011 ACS 1-Year Summary File Technical Documentation

Table Number	Table Title	Geography Restrictions	Summary File Sequence Number	Summary File Starting and Ending Positions
C12002I	Marital Status For The Population 15 Years And Over (Hispanic Or Latino)		0057	222-227
B12006	Marital Status By Sex By Labor Force Participation		0058	7-62
B12007	Median Age At First Marriage	Nation and State Only	0058	63-64
B12007A	Median Age At First Marriage (White Alone)	National Level Only	0058	65-66
B12007B	Median Age At First Marriage (Black Or African American Alone)	National Level Only	0058	67-68
B12007C	Median Age At First Marriage (American Indian And Alaska Native Alone)	National Level Only	0058	69-70
B12007D	Median Age At First Marriage (Asian Alone)	National Level Only	0058	71-72
B12007E	Median Age At First Marriage (Native Hawaiian And Other Pacific Islander Alone)	National Level Only	0058	73-74
B12007F	Median Age At First Marriage (Some Other Race Alone)	National Level Only	0058	75-76
B12007G	Median Age At First Marriage (Two Or More Races)	National Level Only	0058	77-78
B12007H	Median Age At First Marriage (White Alone, Not Hispanic Or Latino)	National Level Only	0058	79-80
B12007I	Median Age At First Marriage (Hispanic Or Latino)	National Level Only	0058	81-82
B12501	Marriages In The Last Year By Sex By Marital Status For The Population 15 Years And Over	Nation and State Only	0058	83-93
B12502	Marriages Ending In Widowhood In The Last Year By Sex By Marital Status For The Population 15 Years And Over	Nation and State Only	0058	94-104
B12503	Divorces In The Last Year By Sex By Marital Status For The Population 15 Years And Over	Nation and State Only	0058	105-115
B12504	Median Duration Of Current Marriage In Years By Sex By Marital Status For The Married Population 15 Years And Over	Nation and State Only	0058	116-124
B12505	Number Of Times Married By Sex By Marital Status For The Population 15 Years And Over	Nation and State Only	0058	125-137
B13001	Marital Status By Age For Women 15 To 50 Years		0059	7-15
B13002	Women 15 To 50 Years Who Had A Birth In The Past 12 Months By Marital Status And Age		0059	16-34
B13002A	Women 15 To 50 Years Who Had A Birth In The Past 12 Months By Marital Status (White Alone)		0059	35-41
B13002B	Women 15 To 50 Years Who Had A Birth In The Past 12 Months By Marital Status (Black Or African American Alone)		0059	42-48
B13002C	Women 15 To 50 Years Who Had A Birth In The Past 12 Months By Marital Status (American Indian And Alaska Native Alone)		0059	49-55
B13002D	Women 15 To 50 Years Who Had A Birth In The Past 12 Months By Marital Status (Asian Alone)		0059	56-62
B13002E	Women 15 To 50 Years Who Had A Birth In The Past 12 Months By Marital Status (Native Hawaiian And Other Pacific Islander Alone)		0059	63-69
B13002F	Women 15 To 50 Years Who Had A Birth In The Past 12 Months By Marital Status (Some Other Race Alone)		0059	70-76
B13002G	Women 15 To 50 Years Who Had A Birth In The Past 12 Months By Marital Status (Two Or More Races)		0059	77-83
B13002H	Women 15 To 50 Years Who Had A Birth In The Past 12 Months By Marital Status (White Alone, Not Hispanic Or Latino)		0059	84-90
B13002I	Women 15 To 50 Years Who Had A Birth In The Past 12 Months By Marital Status (Hispanic Or Latino)		0059	91-97
B13004	Women 15 To 50 Years Who Had A Birth In The Past 12 Months By Marital Status And Presence Of Unmarried Partner		0059	98-108
B13008	Women 15 To 50 Years Who Had A Birth In The Past 12 Months By Marital Status And Nativity		0059	109-123
B13010	Women 15 To 50 Years Who Had A Birth In The Past 12 Months By Marital Status And Poverty Status In The Past 12 Months		0059	124-142
B13012	Women 16 To 50 Years Who Had A Birth In The Past 12 Months By Marital Status And Labor Force Status		0059	143-157
B13014	Women 15 To 50 Years Who Had A Birth In The Past 12 Months By Marital Status And Educational Attainment		0059	158-184

2011 ACS 1-Year Summary File Technical Documentation

Table Number	Table Title	Geography Restrictions	Summary File Sequence Number	Summary File Starting and Ending Positions
B13015	Women 15 To 50 Years Who Had A Birth In The Past 12 Months By Marital Status And Receipt Of Public Assistance Income In The Past 12 Months		0059	185-199
B13016	Women 15 To 50 Years Who Had A Birth In The Past 12 Months By Age		0059	200-216
C13004	Women 15 To 50 Years Who Had A Birth In The Past 12 Months By Marital Status		0059	217-223
B14001	School Enrollment By Level Of School For The Population 3 Years And Over		0060	7-16
B14002	Sex By School Enrollment By Level Of School By Type Of School For The Population 3 Years And Over		0060	17-65
B14003	Sex By School Enrollment By Type Of School By Age For The Population 3 Years And Over		0060	66-122
B14004	Sex By College Or Graduate School Enrollment By Type Of School By Age For The Population 15 Years And Over		0060	123-155
B14005	Sex By School Enrollment By Educational Attainment By Employment Status For The Population 16 To 19 Years		0060	156-184
C14002	School Enrollment By Level Of School By Type Of School For The Population 3 Years And Over		0060	185-208
C14003	School Enrollment By Type Of School By Age For The Population 3 Years And Over		0060	209-236
B14006	Poverty Status In The Past 12 Months By School Enrollment By Level Of School For The Population 3 Years And Over		0061	7-27
B14007	School Enrollment By Detailed Level Of School For The Population 3 Years And Over		0061	28-46
B14007A	School Enrollment By Detailed Level Of School For The Population 3 Years And Over (White Alone)		0061	47-65
B14007B	School Enrollment By Detailed Level Of School For The Population 3 Years And Over (Black Or African American Alone)		0061	66-84
B14007C	School Enrollment By Detailed Level Of School For The Population 3 Years And Over (American Indian And Alaska Native Alone)		0061	85-103
B14007D	School Enrollment By Detailed Level Of School For The Population 3 Years And Over (Asian Alone)		0061	104-122
B14007E	School Enrollment By Detailed Level Of School For The Population 3 Years And Over (Native Hawaiian And Other Pacific Islander Alone)		0061	123-141
B14007F	School Enrollment By Detailed Level Of School For The Population 3 Years And Over (Some Other Race Alone)		0061	142-160
B14007G	School Enrollment By Detailed Level Of School For The Population 3 Years And Over (Two Or More Races)		0061	161-179
B14007H	School Enrollment By Detailed Level Of School For The Population 3 Years And Over (White Alone, Not Hispanic Or Latino)		0061	180-198
C14005	Sex By School Enrollment By Educational Attainment By Employment Status For The Population 16 To 19 Years		0061	199-217
C14006	Poverty Status In The Past 12 Months By School Enrollment By Level Of School For The Population 3 Years And Over		0061	218-234
B14007I	School Enrollment By Detailed Level Of School For The Population 3 Years And Over (Hispanic Or Latino)		0062	7-25
C14007A	School Enrollment By Detailed Level Of School For The Population 3 Years And Over (White Alone)		0062	26-32
C14007B	School Enrollment By Detailed Level Of School For The Population 3 Years And Over (Black Or African American Alone)		0062	33-39
C14007C	School Enrollment By Detailed Level Of School For The Population 3 Years And Over (American Indian And Alaska Native Alone)		0062	40-46
C14007D	School Enrollment By Detailed Level Of School For The Population 3 Years And Over (Asian Alone)		0062	47-53
C14007E	School Enrollment By Detailed Level Of School For The Population 3 Years And Over (Native Hawaiian And Other Pacific Islander Alone)		0062	54-60
C14007F	School Enrollment By Detailed Level Of School For The Population 3 Years And Over (Some Other Race Alone)		0062	61-67
C14007G	School Enrollment By Detailed Level Of School For The Population 3 Years And Over (Two Or More Races)		0062	68-74

2011 ACS 1-Year Summary File Technical Documentation

Table Number	Table Title	Geography Restrictions	Summary File Sequence Number	Summary File Starting and Ending Positions
C14007H	School Enrollment By Detailed Level Of School For The Population 3 Years And Over (White Alone, Not Hispanic Or Latino)		0062	75-81
C14007I	School Enrollment By Detailed Level Of School For The Population 3 Years And Over (Hispanic Or Latino)		0062	82-88
B15001	Sex By Age By Educational Attainment For The Population 18 Years And Over		0063	7-89
B15002	Sex By Educational Attainment For The Population 25 Years And Over		0063	90-124
B15002A	Sex By Educational Attainment For The Population 25 Years And Over (White Alone)		0063	125-143
B15002B	Sex By Educational Attainment For The Population 25 Years And Over (Black Or African American Alone)		0063	144-162
B15002C	Sex By Educational Attainment For The Population 25 Years And Over (American Indian And Alaska Native Alone)		0063	163-181
C15001	Sex By Age By Educational Attainment For The Population 18 Years And Over		0063	182-234
B15002D	Sex By Educational Attainment For The Population 25 Years And Over (Asian Alone)		0064	7-25
B15002E	Sex By Educational Attainment For The Population 25 Years And Over (Native Hawaiian And Other Pacific Islander Alone)		0064	26-44
B15002F	Sex By Educational Attainment For The Population 25 Years And Over (Some Other Race Alone)		0064	45-63
B15002G	Sex By Educational Attainment For The Population 25 Years And Over (Two Or More Races)		0064	64-82
B15002H	Sex By Educational Attainment For The Population 25 Years And Over (White Alone, Not Hispanic Or Latino)		0064	83-101
B15002I	Sex By Educational Attainment For The Population 25 Years And Over (Hispanic Or Latino)		0064	102-120
C15002	Sex By Educational Attainment For The Population 25 Years And Over		0064	121-137
C15002A	Sex By Educational Attainment For The Population 25 Years And Over (White Alone)		0064	138-148
C15002B	Sex By Educational Attainment For The Population 25 Years And Over (Black Or African American Alone)		0064	149-159
C15002C	Sex By Educational Attainment For The Population 25 Years And Over (American Indian And Alaska Native Alone)		0064	160-170
C15002D	Sex By Educational Attainment For The Population 25 Years And Over (Asian Alone)		0064	171-181
C15002E	Sex By Educational Attainment For The Population 25 Years And Over (Native Hawaiian And Other Pacific Islander Alone)		0064	182-192
C15002F	Sex By Educational Attainment For The Population 25 Years And Over (Some Other Race Alone)		0064	193-203
C15002G	Sex By Educational Attainment For The Population 25 Years And Over (Two Or More Races)		0064	204-214
C15002H	Sex By Educational Attainment For The Population 25 Years And Over (White Alone, Not Hispanic Or Latino)		0064	215-225
C15002I	Sex By Educational Attainment For The Population 25 Years And Over (Hispanic Or Latino)		0064	226-236
B15003	Educational Attainment For The Population 25 Years And Over		0065	7-31
B15010	Detailed Field Of Bachelor's Degree For First Major For The Population 25 Years And Over		0065	32-47
B15011	Sex By Age By Field Of Bachelor's Degree For First Major For The Population 25 Years And Over		0065	48-86
B15012	Total Fields Of Bachelor's Degrees Reported		0065	87-102
C15003	Educational Attainment For The Population 25 Years And Over		0065	103-120
C15010	Field Of Bachelor's Degree For First Major For The Population 25 Years And Over		0065	121-126
C15010A	Field Of Bachelor's Degree For First Major The Population 25 Years And Over (White Alone)		0065	127-132
C15010B	Field Of Bachelor's Degree For First Major The Population 25 Years And Over (Black Or African American Alone)		0065	133-138

2011 ACS 1-Year Summary File Technical Documentation

Table Number	Table Title	Geography Restrictions	Summary File Sequence Number	Summary File Starting and Ending Positions
C15010C	Field Of Bachelor's Degree For First Major The Population 25 Years And Over (American Indian And Alaska Native Alone)		0065	139-144
C15010D	Field Of Bachelor's Degree For First Major The Population 25 Years And Over (Asian Alone)		0065	145-150
C15010E	Field Of Bachelor's Degree For First Major The Population 25 Years And Over (Native Hawaiian And Other Pacific Islander Alone)		0065	151-156
C15010F	Field Of Bachelor's Degree For First Major The Population 25 Years And Over (Some Other Race Alone)		0065	157-162
C15010G	Field Of Bachelor's Degree For First Major The Population 25 Years And Over (Two Or More Races)		0065	163-168
C15010H	Field Of Bachelor's Degree For First Major The Population 25 Years And Over (White Alone, Not Hispanic Or Latino)		0065	169-174
C15010I	Field Of Bachelor's Degree For First Major The Population 25 Years And Over (Hispanic Or Latino)		0065	175-180
B16001	Language Spoken At Home By Ability To Speak English For The Population 5 Years And Over		0066	7-125
B16002	Household Language By Households In Which No One 14 And Over Speaks English Only Or Speaks A Language Other Than English At Home And Speaks English "very Well"		0066	126-139
B16003	Age By Language Spoken At Home For The Population 5 Years And Over In Households In Which No One 14 And Over Speaks English Only Or Speaks A Language Other Than English At Home And Speaks English "ver		0066	140-151
B16004	Age By Language Spoken At Home By Ability To Speak English For The Population 5 Years And Over		0066	152-218
C16001	Language Spoken At Home For The Population 5 Years And Over		0066	219-231
C16003	Age By Language Spoken At Home For The Population 5 Years And Over In Households In Which No One 14 And Over Speaks English Only Or Speaks A Language Other Than English At Home And Speaks English "ver		0066	232-239
B16005	Nativity By Language Spoken At Home By Ability To Speak English For The Population 5 Years And Over		0067	7-51
B16005A	Nativity By Language Spoken At Home By Ability To Speak English For The Population 5 Years And Over (White Alone)		0067	52-62
B16005B	Nativity By Language Spoken At Home By Ability To Speak English For The Population 5 Years And Over (Black Or African American Alone)		0067	63-73
B16005C	Nativity By Language Spoken At Home By Ability To Speak English For The Population 5 Years And Over (American Indian And Alaska Native Alone)		0067	74-84
B16005D	Nativity By Language Spoken At Home By Ability To Speak English For The Population 5 Years And Over (Asian Alone)		0067	85-95
B16005E	Nativity By Language Spoken At Home By Ability To Speak English For The Population 5 Years And Over (Native Hawaiian And Other Pacific Islander Alone)		0067	96-106
B16005F	Nativity By Language Spoken At Home By Ability To Speak English For The Population 5 Years And Over (Some Other Race Alone)		0067	107-117
B16005G	Nativity By Language Spoken At Home By Ability To Speak English For The Population 5 Years And Over (Two Or More Races)		0067	118-128
B16005H	Nativity By Language Spoken At Home By Ability To Speak English For The Population 5 Years And Over (White Alone, Not Hispanic Or Latino)		0067	129-139
B16005I	Nativity By Language Spoken At Home By Ability To Speak English For The Population 5 Years And Over (Hispanic Or Latino)		0067	140-150
B16006	Language Spoken At Home By Ability To Speak English For The Population 5 Years And Over (Hispanic Or Latino)		0067	151-158
C16004	Age By Language Spoken At Home By Ability To Speak English For The Population 5 Years And Over		0067	159-201
C16005	Nativity By Language Spoken At Home By Ability To Speak English For The Population 5 Years And Over		0067	202-230
C16006	Language Spoken At Home By Ability To Speak English For The Population 5 Years And Over (Hispanic Or Latino)		0067	231-236
B16007	Age By Language Spoken At Home For The Population 5 Years And Over		0068	7-25

2011 ACS 1-Year Summary File Technical Documentation

Table Number	Table Title	Geography Restrictions	Summary File Sequence Number	Summary File Starting and Ending Positions
B16008	Citizenship Status By Age By Language Spoken At Home And Ability To Speak English For The Population 5 Years And Over		0068	26-78
B16009	Poverty Status In The Past 12 Months By Age By Language Spoken At Home For The Population 5 Years And Over		0068	79-105
B16010	Educational Attainment And Employment Status By Language Spoken At Home For The Population 25 Years And Over		0068	106-158
C16007	Age By Language Spoken At Home For The Population 5 Years And Over		0068	159-171
C16008	Citizenship Status By Age By Language Spoken At Home Ability To Speak English For The Population 5 Years And Over		0068	172-194
C16009	Poverty Status In The Past 12 Months By Language Spoken At Home For The Population 5 Years And Over		0068	195-207
C16010	Educational Attainment And Employment Status By Language Spoken At Home For The Population 25 Years And Over		0068	208-244
B17001	Poverty Status In The Past 12 Months By Sex By Age		0069	7-65
B17001A	Poverty Status In The Past 12 Months By Sex By Age (White Alone)		0069	66-124
B17001B	Poverty Status In The Past 12 Months By Sex By Age (Black Or African American Alone)		0069	125-183
B17001C	Poverty Status In The Past 12 Months By Sex By Age (American Indian And Alaska Native Alone)		0069	184-242
B17001D	Poverty Status In The Past 12 Months By Sex By Age (Asian Alone)		0070	7-65
B17001E	Poverty Status In The Past 12 Months By Sex By Age (Native Hawaiian And Other Pacific Islander Alone)		0070	66-124
B17001F	Poverty Status In The Past 12 Months By Sex By Age (Some Other Race Alone)		0070	125-183
B17001G	Poverty Status In The Past 12 Months By Sex By Age (Two Or More Races)		0070	184-242
B17001H	Poverty Status In The Past 12 Months By Sex By Age (White Alone, Not Hispanic Or Latino)		0071	7-65
B17001I	Poverty Status In The Past 12 Months By Sex By Age (Hispanic Or Latino)		0071	66-124
C17001	Poverty Status In The Past 12 Months By Sex By Age		0071	125-143
C17001A	Poverty Status In The Past 12 Months By Sex By Age (White Alone)		0071	144-162
C17001B	Poverty Status In The Past 12 Months By Sex By Age (Black Or African American Alone)		0071	163-181
C17001C	Poverty Status In The Past 12 Months By Sex By Age (American Indian And Alaska Native Alone)		0071	182-200
C17001D	Poverty Status In The Past 12 Months By Sex By Age (Asian Alone)		0071	201-219
C17001E	Poverty Status In The Past 12 Months By Sex By Age (Native Hawaiian And Other Pacific Islander Alone)		0071	220-238
B17002	Ratio Of Income To Poverty Level In The Past 12 Months		0072	7-19
B17003	Poverty Status In The Past 12 Months Of Individuals By Sex By Educational Attainment		0072	20-42
B17004	Poverty Status In The Past 12 Months Of Individuals By Sex By Work Experience		0072	43-61
B17005	Poverty Status In The Past 12 Months Of Individuals By Sex By Employment Status		0072	62-84
B17006	Poverty Status In The Past 12 Months Of Related Children Under 18 Years By Family Type By Age Of Related Children Under 18 Years		0072	85-113
C17001F	Poverty Status In The Past 12 Months By Sex By Age (Some Other Race Alone)		0072	114-132
C17001G	Poverty Status In The Past 12 Months By Sex By Age (Two Or More Races)		0072	133-151
C17001H	Poverty Status In The Past 12 Months By Sex By Age (White Alone, Not Hispanic Or Latino)		0072	152-170
C17001I	Poverty Status In The Past 12 Months By Sex By Age (Hispanic Or Latino)		0072	171-189
C17002	Ratio Of Income To Poverty Level In The Past 12 Months		0072	190-197
C17003	Poverty Status In The Past 12 Months Of Individuals By Educational Attainment		0072	198-208

2011 ACS 1-Year Summary File Technical Documentation

Table Number	Table Title	Geography Restrictions	Summary File Sequence Number	Summary File Starting and Ending Positions
C17004	Poverty Status In The Past 12 Months Of Individuals By Work Experience		0072	209-217
C17006	Poverty Status In The Past 12 Months Of Related Children Under 18 Years By Family Type		0072	218-224
B17007	Poverty Status In The Past 12 Months Of Unrelated Individuals 15 Years And Over By Sex By Age		0073	7-49
B17008	Aggregate Income Deficit (Dollars) In The Past 12 Months Of Unrelated Individuals By Sex		0073	50-52
B17009	Poverty Status By Work Experience Of Unrelated Individuals By Householder Status		0073	53-73
B17010	Poverty Status In The Past 12 Months Of Families By Family Type By Presence Of Related Children Under 18 Years By Age Of Related Children		0073	74-114
B17010A	Poverty Status In The Past 12 Months Of Families By Family Type By Presence Of Related Children Under 18 Years By Age Of Related Children (White Alone Householder)		0073	115-155
B17010B	Poverty Status In The Past 12 Months Of Families By Family Type By Presence Of Related Children Under 18 Years By Age Of Related Children (Black Or African American Alone Householder)		0073	156-196
C17007	Poverty Status In The Past 12 Months Of Unrelated Individuals 15 Years And Over By Sex		0073	197-203
C17009	Poverty Status By Work Experience Of Unrelated Individuals		0073	204-212
B17010C	Poverty Status In The Past 12 Months Of Families By Family Type By Presence Of Related Children Under 18 Years By Age Of Related Children (American Indian And Alaska Native Alone)		0074	7-47
B17010D	Poverty Status In The Past 12 Months Of Families By Family Type By Presence Of Related Children Under 18 Years By Age Of Related Children (Asian Alone Householder)		0074	48-88
B17010E	Poverty Status In The Past 12 Months Of Families By Family Type By Presence Of Related Children Under 18 Years By Age Of Related Children (Native Hawaiian And Other Pacific Islander Alone Householder)		0074	89-129
B17010F	Poverty Status In The Past 12 Months Of Families By Family Type By Presence Of Related Children Under 18 Years By Age Of Related Children (Some Other Race Alone Householder)		0074	130-170
B17010G	Poverty Status In The Past 12 Months Of Families By Family Type By Presence Of Related Children Under 18 Years By Age Of Related Children (Two Or More Races Householder)		0074	171-211
B17010H	Poverty Status In The Past 12 Months Of Families By Family Type By Presence Of Related Children Under 18 Years By Age Of Related Children (White Alone, Not Hispanic Or Latino Householder)		0075	7-47
B17010I	Poverty Status In The Past 12 Months Of Families By Family Type By Presence Of Related Children Under 18 Years By Age Of Related Children (Hispanic Or Latino)		0075	48-88
C17010	Poverty Status In The Past 12 Months Of Families By Family Type By Presence Of Related Children Under 18 Years		0075	89-105
C17010A	Poverty Status In The Past 12 Months Of Families By Family Type By Presence Of Related Children Under 18 Years (White Alone Householder)		0075	106-122
C17010B	Poverty Status In The Past 12 Months Of Families By Family Type By Presence Of Related Children Under 18 Years (Black Or African American Alone Householder)		0075	123-139
C17010C	Poverty Status In The Past 12 Months Of Families By Family Type By Presence Of Related Children Under 18 Years (American Indian And Alaska Native Alone)		0075	140-156
C17010D	Poverty Status In The Past 12 Months Of Families By Family Type By Presence Of Related Children Under 18 Years (Asian Alone Householder)		0075	157-173
C17010E	Poverty Status In The Past 12 Months Of Families By Family Type By Presence Of Related Children Under 18 Years (Native Hawaiian And Other Pacific Islander Alone Householder)		0075	174-190
C17010F	Poverty Status In The Past 12 Months Of Families By Family Type By Presence Of Related Children Under 18 Years (Some Other Race Alone Householder)		0075	191-207
C17010G	Poverty Status In The Past 12 Months Of Families By Family Type By Presence Of Related Children Under 18 Years (Two Or More Races Householder)		0075	208-224

2011 ACS 1-Year Summary File Technical Documentation

Table Number	Table Title	Geography Restrictions	Summary File Sequence Number	Summary File Starting and Ending Positions
C17010H	Poverty Status In The Past 12 Months Of Families By Family Type By Presence Of Related Children Under 18 Years (White Alone, Not Hispanic Or Latino Householder)		0075	225-241
B17011	Aggregate Income Deficit (Dollars) In The Past 12 Months For Families By Family Type		0076	7-11
B17012	Poverty Status In The Past 12 Months Of Families By Household Type By Number Of Related Children Under 18 Years		0076	12-46
B17013	Poverty Status In The Past 12 Months Of Families By Household Type By Number Of Persons In Family		0076	47-81
B17014	Poverty Status In The Past 12 Months Of Families By Household Type By Number Of Workers In Family		0076	82-116
B17015	Poverty Status In The Past 12 Months Of Families By Family Type By Social Security Income By Supplemental Security Income (Ssi) And Cash Public Assistance Income		0076	117-163
C17010I	Poverty Status In The Past 12 Months Of Families By Family Type By Presence Of Related Children Under 18 Years (Hispanic Or Latino)		0076	164-180
C17012	Poverty Status In The Past 12 Months Of Families By Number Of Related Children Under 18 Years		0076	181-191
C17013	Poverty Status In The Past 12 Months Of Families By Number Of Persons In Family		0076	192-202
C17014	Poverty Status In The Past 12 Months Of Families By Number Of Workers In Family		0076	203-213
C17015	Poverty Status In The Past 12 Months Of Families By Social Security Income By Supplemental Security Income (Ssi) And Public Assistance Income		0076	214-228
B17016	Poverty Status In The Past 12 Months Of Families By Family Type By Work Experience Of Householder And Spouse		0077	7-53
B17017	Poverty Status In The Past 12 Months By Household Type By Age Of Householder		0077	54-112
B17018	Poverty Status In The Past 12 Months Of Families By Household Type By Educational Attainment Of Householder		0077	113-147
B17019	Poverty Status In The Past 12 Months Of Families By Household Type By Tenure		0077	148-170
B17020A	Poverty Status In The Past 12 Months By Age (White Alone)		0077	171-187
B17020B	Poverty Status In The Past 12 Months By Age (Black Or African American Alone)		0077	188-204
C17016	Poverty Status In The Past 12 Months Of Families By Work Experience Of Householder		0077	205-213
C17017	Poverty Status In The Past 12 Months By Household Type		0077	214-232
C17018	Poverty Status In The Past 12 Months Of Families By Educational Attainment Of Householder		0077	233-243
C17019	Poverty Status In The Past 12 Months Of Families By Tenure		0077	244-250
B17020C	Poverty Status In The Past 12 Months By Age (American Indian And Alaska Native Alone)		0078	7-23
B17020D	Poverty Status In The Past 12 Months By Age (Asian Alone)		0078	24-40
B17020E	Poverty Status In The Past 12 Months By Age (Native Hawaiian And Other Pacific Islander Alone)		0078	41-57
B17020F	Poverty Status In The Past 12 Months By Age (Some Other Race Alone)		0078	58-74
B17020G	Poverty Status In The Past 12 Months By Age (Two Or More Races)		0078	75-91
B17020H	Poverty Status In The Past 12 Months By Age (White Alone, Not Hispanic Or Latino)		0078	92-108
B17020I	Poverty Status In The Past 12 Months By Age (Hispanic Or Latino)		0078	109-125
B17021	Poverty Status Of Individuals In The Past 12 Months By Living Arrangement		0078	126-160
C17020A	Poverty Status In The Past 12 Months By Age (White Alone)		0078	161-169
C17020B	Poverty Status In The Past 12 Months By Age (Black Or African American Alone)		0078	170-178
C17020C	Poverty Status In The Past 12 Months By Age (American Indian And Alaska Native Alone)		0078	179-187

2011 ACS 1-Year Summary File Technical Documentation

Table Number	Table Title	Geography Restrictions	Summary File Sequence Number	Summary File Starting and Ending Positions
C17020D	Poverty Status In The Past 12 Months By Age (Asian Alone)		0078	188-196
C17020E	Poverty Status In The Past 12 Months By Age (Native Hawaiian And Other Pacific Islander Alone)		0078	197-205
C17020F	Poverty Status In The Past 12 Months By Age (Some Other Race Alone)		0078	206-214
C17020G	Poverty Status In The Past 12 Months By Age (Two Or More Races)		0078	215-223
C17020H	Poverty Status In The Past 12 Months By Age (White Alone, Not Hispanic Or Latino)		0078	224-232
C17020I	Poverty Status In The Past 12 Months By Age (Hispanic Or Latino)		0078	233-241
B17022	Ratio Of Income To Poverty Level In The Past 12 Months Of Families By Family Type By Presence Of Related Children Under 18 Years By Age Of Related Children		0079	7-87
B17023	Poverty Status In The Past 12 Months Of Families By Household Type By Number Of Own Children Under 18 Years		0079	88-122
C17021	Poverty Status Of Individuals In The Past 12 Months By Living Arrangement		0079	123-137
C17022	Ratio Of Income To Poverty Level In The Past 12 Months Of Families By Family Type		0079	138-158
C17023	Poverty Status In The Past 12 Months Of Families By Household Type By Presence Of Own Children Under 18 Years		0079	159-181
B17024	Age By Ratio Of Income To Poverty Level In The Past 12 Months		0080	7-137
B17025	Poverty Status In The Past 12 Months By Nativity		0080	138-152
B17026	Ratio Of Income To Poverty Level Of Families In The Past 12 Months		0080	153-165
C17024	Age By Ratio Of Income To Poverty Level In The Past 12 Months		0080	166-193
C17025	Poverty Status In The Past 12 Months By Nativity		0080	194-204
C17026	Ratio Of Income To Poverty Level Of Families In The Past 12 Months		0080	205-212
B18101	Sex By Age By Disability Status		0081	7-45
B18101A	Age By Disability Status (White Alone)		0081	46-55
B18101B	Age By Disability Status (Black Or African American Alone)		0081	56-65
B18101C	Age By Disability Status (American Indian And Alaska Native Alone)		0081	66-75
B18101D	Age By Disability Status (Asian Alone)		0081	76-85
B18101E	Age By Disability Status (Native Hawaiian And Other Pacific Islander Alone)		0081	86-95
B18101F	Age By Disability Status (Some Other Race Alone)		0081	96-105
B18101G	Age By Disability Status (Two Or More Races)		0081	106-115
B18101H	Age By Disability Status (White Alone, Not Hispanic Or Latino)		0081	116-125
B18101I	Age By Disability Status (Hispanic Or Latino)		0081	126-135
B18102	Sex By Age By Hearing Difficulty		0081	136-174
C18101	Sex By Age By Disability Status		0081	175-195
C18102	Sex By Age By Hearing Difficulty		0081	196-216
B18103	Sex By Age By Vision Difficulty		0082	7-45
B18104	Sex By Age By Cognitive Difficulty		0082	46-78
B18105	Sex By Age By Ambulatory Difficulty		0082	79-111
B18106	Sex By Age By Self-Care Difficulty		0082	112-144
C18103	Sex By Age By Vision Difficulty		0082	145-165
C18104	Sex By Age By Cognitive Difficulty		0082	166-186
C18105	Sex By Age By Ambulatory Difficulty		0082	187-207
C18106	Sex By Age By Self-Care Difficulty		0082	208-228

2011 ACS 1-Year Summary File Technical Documentation

Table Number	Table Title	Geography Restrictions	Summary File Sequence Number	Summary File Starting and Ending Positions
B18107	Sex By Age By Independent Living Difficulty		0083	7-33
B18108	Age By Number Of Disabilities		0083	34-58
B18120	Employment Status By Disability Status And Type		0083	59-87
B18121	Work Experience By Disability Status And Type		0083	88-115
B18130	Age By Disability Status By Poverty Status		0083	116-158
C18107	Sex By Age By Independent Living Difficulty		0083	159-173
C18108	Age By Number Of Disabilities		0083	174-186
C18120	Employment Status By Disability Status		0083	187-197
C18121	Work Experience By Disability Status		0083	198-207
C18130	Age By Disability Status By Poverty Status		0083	208-229
B18131	Age By Ratio Of Income To Poverty Level In The Past 12 Months By Disability Status And Type		0084	7-120
B18135	Age By Disability Status By Health Insurance Coverage Status		0084	121-154
B18140	Median Earnings In The Past 12 Months (In 2011 Inflation-Adjusted Dollars) By Disability Status By Sex For The Civilian Noninstitutionalized Population 16 Years And Over With Earnings		0084	155-161
C18131	Ratio Of Income To Poverty Level In The Past 12 Months By Disability Status		0084	162-177
B19001	Household Income In The Past 12 Months (In 2011 Inflation-Adjusted Dollars)		0085	7-23
B19001A	Household Income In The Past 12 Months (In 2011 Inflation-Adjusted Dollars) (White Alone Householder)		0085	24-40
B19001B	Household Income In The Past 12 Months (In 2011 Inflation-Adjusted Dollars) (Black Or African American Alone Householder)		0085	41-57
B19001C	Household Income In The Past 12 Months (In 2011 Inflation-Adjusted Dollars) (American Indian And Alaska Native Alone Householder)		0085	58-74
B19001D	Household Income In The Past 12 Months (In 2011 Inflation-Adjusted Dollars) (Asian Alone Householder)		0085	75-91
B19001E	Household Income In The Past 12 Months (In 2011 Inflation-Adjusted Dollars) (Native Hawaiian And Other Pacific Islander Alone Householder)		0085	92-108
B19001F	Household Income In The Past 12 Months (In 2011 Inflation-Adjusted Dollars) (Some Other Race Alone Householder)		0085	109-125
B19001G	Household Income In The Past 12 Months (In 2011 Inflation-Adjusted Dollars) (Two Or More Races Householder)		0085	126-142
B19001H	Household Income In The Past 12 Months (In 2011 Inflation-Adjusted Dollars) (White Alone, Not Hispanic Or Latino Householder)		0085	143-159
B19001I	Household Income In The Past 12 Months (In 2011 Inflation-Adjusted Dollars) (Hispanic Or Latino Householder)		0085	160-176
C19001	Household Income In The Past 12 Months (In 2011 Inflation-Adjusted Dollars)		0085	177-187
C19001A	Household Income In The Past 12 Months (In 2011 Inflation-Adjusted Dollars) (White Alone Householder)		0085	188-198
C19001B	Household Income In The Past 12 Months (In 2011 Inflation-Adjusted Dollars) (Black Or African American Alone Householder)		0085	199-209
C19001C	Household Income In The Past 12 Months (In 2011 Inflation-Adjusted Dollars) (American Indian And Alaska Native Alone Householder)		0085	210-220
C19001D	Household Income In The Past 12 Months (In 2011 Inflation-Adjusted Dollars) (Asian Alone Householder)		0085	221-231
C19001E	Household Income In The Past 12 Months (In 2011 Inflation-Adjusted Dollars) (Native Hawaiian And Other Pacific Islander Alone Householder)		0085	232-242
B19013	Median Household Income In The Past 12 Months (In 2011 Inflation-Adjusted Dollars)		0086	7-7
B19013A	Median Household Income In The Past 12 Months (In 2011 Inflation-Adjusted Dollars) (White Alone Householder)		0086	8-8
B19013B	Median Household Income In The Past 12 Months (In 2011 Inflation-Adjusted Dollars) (Black Or African American Alone Householder)		0086	9-9

2011 ACS 1-Year Summary File Technical Documentation

Table Number	Table Title	Geography Restrictions	Summary File Sequence Number	Summary File Starting and Ending Positions
B19013C	Median Household Income In The Past 12 Months (In 2011 Inflation-Adjusted Dollars) (American Indian And Alaska Native Alone Householder)		0086	10-10
B19013D	Median Household Income In The Past 12 Months (In 2011 Inflation-Adjusted Dollars) (Asian Alone Householder)		0086	11-11
B19013E	Median Household Income In The Past 12 Months (In 2011 Inflation-Adjusted Dollars) (Native Hawaiian And Other Pacific Islander Alone Householder)		0086	12-12
B19013F	Median Household Income In The Past 12 Months (In 2011 Inflation-Adjusted Dollars) (Some Other Race Alone Householder)		0086	13-13
B19013G	Median Household Income In The Past 12 Months (In 2011 Inflation-Adjusted Dollars) (Two Or More Races Householder)		0086	14-14
B19013H	Median Household Income In The Past 12 Months (In 2011 Inflation-Adjusted Dollars) (White Alone, Not Hispanic Or Latino Householder)		0086	15-15
B19013I	Median Household Income In The Past 12 Months (In 2011 Inflation-Adjusted Dollars) (Hispanic Or Latino Householder)		0086	16-16
B19019	Median Household Income In The Past 12 Months (In 2011 Inflation-Adjusted Dollars) By Household Size		0086	17-24
B19025	Aggregate Household Income In The Past 12 Months (In 2011 Inflation-Adjusted Dollars)		0086	25-25
B19025A	Aggregate Household Income In The Past 12 Months (In 2011 Inflation-Adjusted Dollars) (White Alone Householder)		0086	26-26
B19025B	Aggregate Household Income In The Past 12 Months (In 2011 Inflation-Adjusted Dollars) (Black Or African American Alone Householder)		0086	27-27
B19025C	Aggregate Household Income In The Past 12 Months (In 2011 Inflation-Adjusted Dollars) (American Indian And Alaska Native Alone Householder)		0086	28-28
B19025D	Aggregate Household Income In The Past 12 Months (In 2011 Inflation-Adjusted Dollars) (Asian Alone Householder)		0086	29-29
B19025E	Aggregate Household Income In The Past 12 Months (In 2011 Inflation-Adjusted Dollars) (Native Hawaiian And Other Pacific Islander Alone Householder)		0086	30-30
B19025F	Aggregate Household Income In The Past 12 Months (In 2011 Inflation-Adjusted Dollars) (Some Other Race Alone Householder)		0086	31-31
B19025G	Aggregate Household Income In The Past 12 Months (In 2011 Inflation-Adjusted Dollars) (Two Or More Races Householder)		0086	32-32
B19025H	Aggregate Household Income In The Past 12 Months (In 2011 Inflation-Adjusted Dollars) (White Alone, Not Hispanic Or Latino Householder)		0086	33-33
B19025I	Aggregate Household Income In The Past 12 Months (In 2011 Inflation-Adjusted Dollars) (Hispanic Or Latino Householder)		0086	34-34
B19037	Age Of Householder By Household Income In The Past 12 Months (In 2011 Inflation-Adjusted Dollars)		0086	35-103
B19037A	Age Of Householder By Household Income In The Past 12 Months (In 2011 Inflation-Adjusted Dollars) (White Alone Householder)		0086	104-172
C19001F	Household Income In The Past 12 Months (In 2011 Inflation-Adjusted Dollars) (Some Other Race Alone Householder)		0086	173-183
C19001G	Household Income In The Past 12 Months (In 2011 Inflation-Adjusted Dollars) (Two Or More Races Householder)		0086	184-194
C19001H	Household Income In The Past 12 Months (In 2011 Inflation-Adjusted Dollars) (White Alone, Not Hispanic Or Latino Householder)		0086	195-205
C19001I	Household Income In The Past 12 Months (In 2011 Inflation-Adjusted Dollars) (Hispanic Or Latino Householder)		0086	206-216
B19037B	Age Of Householder By Household Income In The Past 12 Months (In 2011 Inflation-Adjusted Dollars) (Black Or African American Alone Householder)		0087	7-75
B19037C	Age Of Householder By Household Income In The Past 12 Months (In 2011 Inflation-Adjusted Dollars) (American Indian And Alaska Native Alone Householder)		0087	76-144
B19037D	Age Of Householder By Household Income In The Past 12 Months (In 2011 Inflation-Adjusted Dollars) (Asian Alone Householder)		0087	145-213
B19037E	Age Of Householder By Household Income In The Past 12 Months (In 2011 Inflation-Adjusted Dollars) (Native Hawaiian And Other Pacific Islander Alone Householder)		0088	7-75

2011 ACS 1-Year Summary File Technical Documentation

Table Number	Table Title	Geography Restrictions	Summary File Sequence Number	Summary File Starting and Ending Positions
B19037F	Age Of Householder By Household Income In The Past 12 Months (In 2011 Inflation-Adjusted Dollars) (Some Other Race Alone Householder)		0088	76-144
B19037G	Age Of Householder By Household Income In The Past 12 Months (In 2011 Inflation-Adjusted Dollars) (Two Or More Races Householder)		0088	145-213
B19037H	Age Of Householder By Household Income In The Past 12 Months (In 2011 Inflation-Adjusted Dollars) (White Alone, Not Hispanic Or Latino Householder)		0089	7-75
B19037I	Age Of Householder By Household Income In The Past 12 Months (In 2011 Inflation-Adjusted Dollars) (Hispanic Or Latino Householder)		0089	76-144
C19037	Age Of Householder By Household Income In The Past 12 Months (In 2011 Inflation-Adjusted Dollars)		0089	145-189
C19037A	Age Of Householder By Household Income In The Past 12 Months (In 2011 Inflation-Adjusted Dollars) (White Alone Householder)		0089	190-234
C19037B	Age Of Householder By Household Income In The Past 12 Months (In 2011 Inflation-Adjusted Dollars) (Black Or African American Alone Householder)		0090	7-51
C19037C	Age Of Householder By Household Income In The Past 12 Months (In 2011 Inflation-Adjusted Dollars) (American Indian And Alaska Native Alone Householder)		0090	52-96
C19037D	Age Of Householder By Household Income In The Past 12 Months (In 2011 Inflation-Adjusted Dollars) (Asian Alone Householder)		0090	97-141
C19037E	Age Of Householder By Household Income In The Past 12 Months (In 2011 Inflation-Adjusted Dollars) (Native Hawaiian And Other Pacific Islander Alone Householder)		0090	142-186
C19037F	Age Of Householder By Household Income In The Past 12 Months (In 2011 Inflation-Adjusted Dollars) (Some Other Race Alone Householder)		0090	187-231
B19049	Median Household Income In The Past 12 Months (In 2011 Inflation-Adjusted Dollars) By Age Of Householder		0091	7-11
B19050	Aggregate Household Income In The Past 12 Months (In 2011 Inflation-Adjusted Dollars) By Age Of Householder		0091	12-16
B19051	Earnings In The Past 12 Months For Households		0091	17-19
B19052	Wage Or Salary Income In The Past 12 Months For Households		0091	20-22
B19053	Self-Employment Income In The Past 12 Months For Households		0091	23-25
B19054	Interest, Dividends, Or Net Rental Income In The Past 12 Months For Households		0091	26-28
B19055	Social Security Income In The Past 12 Months For Households		0091	29-31
B19056	Supplemental Security Income (Ssi) In The Past 12 Months For Households		0091	32-34
B19057	Public Assistance Income In The Past 12 Months For Households		0091	35-37
B19058	Public Assistance Income Or Food Stamps/Snap In The Past 12 Months For Households		0091	38-40
B19059	Retirement Income In The Past 12 Months For Households		0091	41-43
B19060	Other Types Of Income In The Past 12 Months For Households		0091	44-46
B19061	Aggregate Earnings In The Past 12 Months (In 2011 Inflation-Adjusted Dollars) For Households		0091	47-47
B19062	Aggregate Wage Or Salary Income In The Past 12 Months (In 2011 Inflation-Adjusted Dollars) For Households		0091	48-48
B19063	Aggregate Self-Employment Income In The Past 12 Months (In 2011 Inflation-Adjusted Dollars) For Households		0091	49-49
B19064	Aggregate Interest, Dividends, Or Net Rental Income In The Past 12 Months (In 2011 Inflation-Adjusted Dollars) For Households		0091	50-50
B19065	Aggregate Social Security Income In The Past 12 Months (In 2011 Inflation-Adjusted Dollars) For Households		0091	51-51
B19066	Aggregate Supplemental Security Income (Ssi) In The Past 12 Months (In 2011 Inflation-Adjusted Dollars) For Households		0091	52-52
B19067	Aggregate Public Assistance Income In The Past 12 Months (In 2011 Inflation-Adjusted Dollars) For Households		0091	53-53
B19069	Aggregate Retirement Income In The Past 12 Months (In 2011 Inflation-Adjusted Dollars) For Households		0091	54-54

2011 ACS 1-Year Summary File Technical Documentation

Table Number	Table Title	Geography Restrictions	Summary File Sequence Number	Summary File Starting and Ending Positions
B19070	Aggregate Other Types Of Income In The Past 12 Months (In 2011 Inflation-Adjusted Dollars) For Households		0091	55-55
B19080	Household Income Quintile Upper Limits		0091	56-60
B19081	Mean Household Income Of Quintiles		0091	61-66
B19082	Shares Of Aggregate Household Income By Quintile		0091	67-72
B19083	Gini Index Of Income Inequality		0091	73-73
B19101	Family Income In The Past 12 Months (In 2011 Inflation-Adjusted Dollars)		0091	74-90
B19101A	Family Income In The Past 12 Months (In 2011 Inflation-Adjusted Dollars) (White Alone Householder)		0091	91-107
C19037G	Age Of Householder By Household Income In The Past 12 Months (In 2011 Inflation-Adjusted Dollars) (Two Or More Races Householder)		0091	108-152
C19037H	Age Of Householder By Household Income In The Past 12 Months (In 2011 Inflation-Adjusted Dollars) (White Alone, Not Hispanic Or Latino Householder)		0091	153-197
C19037I	Age Of Householder By Household Income In The Past 12 Months (In 2011 Inflation-Adjusted Dollars) (Hispanic Or Latino Householder)		0091	198-242
B19101B	Family Income In The Past 12 Months (In 2011 Inflation-Adjusted Dollars) (Black Or African American Alone Householder)		0092	7-23
B19101C	Family Income In The Past 12 Months (In 2011 Inflation-Adjusted Dollars) (American Indian And Alaska Native Alone Householder)		0092	24-40
B19101D	Family Income In The Past 12 Months (In 2011 Inflation-Adjusted Dollars) (Asian Alone Householder)		0092	41-57
B19101E	Family Income In The Past 12 Months (In 2011 Inflation-Adjusted Dollars) (Native Hawaiian And Other Pacific Islander Alone Householder)		0092	58-74
B19101F	Family Income In The Past 12 Months (In 2011 Inflation-Adjusted Dollars) (Some Other Race Alone Householder)		0092	75-91
B19101G	Family Income In The Past 12 Months (In 2011 Inflation-Adjusted Dollars) (Two Or More Races Householder)		0092	92-108
B19101H	Family Income In The Past 12 Months (In 2011 Inflation-Adjusted Dollars) (White Alone, Not Hispanic Or Latino Householder)		0092	109-125
B19101I	Family Income In The Past 12 Months (In 2011 Inflation-Adjusted Dollars) (Hispanic Or Latino Householder)		0092	126-142
C19101	Family Income In The Past 12 Months (In 2011 Inflation-Adjusted Dollars)		0092	143-153
C19101A	Family Income In The Past 12 Months (In 2011 Inflation-Adjusted Dollars) (White Alone Householder)		0092	154-164
C19101B	Family Income In The Past 12 Months (In 2011 Inflation-Adjusted Dollars) (Black Or African American Alone Householder)		0092	165-175
C19101C	Family Income In The Past 12 Months (In 2011 Inflation-Adjusted Dollars) (American Indian And Alaska Native Alone Householder)		0092	176-186
C19101D	Family Income In The Past 12 Months (In 2011 Inflation-Adjusted Dollars) (Asian Alone Householder)		0092	187-197
C19101E	Family Income In The Past 12 Months (In 2011 Inflation-Adjusted Dollars) (Native Hawaiian And Other Pacific Islander Alone Householder)		0092	198-208
C19101F	Family Income In The Past 12 Months (In 2011 Inflation-Adjusted Dollars) (Some Other Race Alone Householder)		0092	209-219
C19101G	Family Income In The Past 12 Months (In 2011 Inflation-Adjusted Dollars) (Two Or More Races Householder)		0092	220-230
C19101H	Family Income In The Past 12 Months (In 2011 Inflation-Adjusted Dollars) (White Alone, Not Hispanic Or Latino Householder)		0092	231-241
B19113	Median Family Income In The Past 12 Months (In 2011 Inflation-Adjusted Dollars)		0093	7-7
B19113A	Median Family Income In The Past 12 Months (In 2011 Inflation-Adjusted Dollars) (White Alone Householder)		0093	8-8
B19113B	Median Family Income In The Past 12 Months (In 2011 Inflation-Adjusted Dollars) (Black Or African American Alone Householder)		0093	9-9
B19113C	Median Family Income In The Past 12 Months (In 2011 Inflation-Adjusted Dollars) (American Indian And Alaska Native Alone Householder)		0093	10-10

2011 ACS 1-Year Summary File Technical Documentation

Table Number	Table Title	Geography Restrictions	Summary File Sequence Number	Summary File Starting and Ending Positions
B19113D	Median Family Income In The Past 12 Months (In 2011 Inflation-Adjusted Dollars) (Asian Alone Householder)		0093	11-11
B19113E	Median Family Income In The Past 12 Months (In 2011 Inflation-Adjusted Dollars) (Native Hawaiian And Other Pacific Islander Alone Householder)		0093	12-12
B19113F	Median Family Income In The Past 12 Months (In 2011 Inflation-Adjusted Dollars) (Some Other Race Alone Householder)		0093	13-13
B19113G	Median Family Income In The Past 12 Months (In 2011 Inflation-Adjusted Dollars) (Two Or More Races)		0093	14-14
B19113H	Median Family Income In The Past 12 Months (In 2011 Inflation-Adjusted Dollars) (White Alone, Not Hispanic Or Latino Householder)		0093	15-15
B19113I	Median Family Income In The Past 12 Months (In 2011 Inflation-Adjusted Dollars) (Hispanic Or Latino Householder)		0093	16-16
B19119	Median Family Income In The Past 12 Months (In 2011 Inflation-Adjusted Dollars) By Family Size		0093	17-23
B19121	Median Family Income In The Past 12 Months (In 2011 Inflation-Adjusted Dollars) By Number Of Earners In Family		0093	24-28
B19125	Median Family Income In The Past 12 Months (In 2011 Inflation-Adjusted Dollars) By Presence Of Own Children Under 18 Years		0093	29-31
B19126	Median Family Income In The Past 12 Months (In 2011 Inflation-Adjusted Dollars) By Family Type By Presence Of Own Children Under 18 Years		0093	32-42
B19127	Aggregate Family Income In The Past 12 Months (In 2011 Inflation-Adjusted Dollars)		0093	43-43
B19128	Aggregate Family Income In The Past 12 Months (In 2011 Inflation-Adjusted Dollars) By Family Type By Presence Of Own Children Under 18 Years		0093	44-54
B19129	Aggregate Family Income In The Past 12 Months (In 2011 Inflation-Adjusted Dollars) By Number Of Workers In Family		0093	55-61
B19130	Aggregate Family Income In The Past 12 Months (In 2011 Inflation-Adjusted Dollars) By Family Type By Age Of Householder		0093	62-90
B19131	Family Type By Presence Of Own Children Under 18 Years By Family Income In The Past 12 Months (In 2011 Inflation-Adjusted Dollars)		0093	91-197
C19101I	Family Income In The Past 12 Months (In 2011 Inflation-Adjusted Dollars) (Hispanic Or Latino Householder)		0093	198-208
B19201	Nonfamily Household Income In The Past 12 Months (In 2011 Inflation-Adjusted Dollars)		0094	7-23
B19202	Median Nonfamily Household Income In The Past 12 Months (In 2011 Inflation-Adjusted Dollars)		0094	24-24
B19202A	Median Nonfamily Household Income In The Past 12 Months (In 2011 Inflation-Adjusted Dollars) (White Alone Householder)		0094	25-25
B19202B	Median Nonfamily Household Income In The Past 12 Months (In 2011 Inflation-Adjusted Dollars) (Black Or African American Alone Householder)		0094	26-26
B19202C	Median Nonfamily Household Income In The Past 12 Months (In 2011 Inflation-Adjusted Dollars) (American Indian And Alaska Native Alone Householder)		0094	27-27
B19202D	Median Nonfamily Household Income In The Past 12 Months (In 2011 Inflation-Adjusted Dollars) (Asian Alone Householder)		0094	28-28
B19202E	Median Nonfamily Household Income In The Past 12 Months (In 2011 Inflation-Adjusted Dollars) (Native Hawaiian And Other Pacific Islander Alone Householder)		0094	29-29
B19202F	Median Nonfamily Household Income In The Past 12 Months (In 2011 Inflation-Adjusted Dollars) (Some Other Race Alone Householder)		0094	30-30
B19202G	Median Nonfamily Household Income In The Past 12 Months (In 2011 Inflation-Adjusted Dollars) (Two Or More Races Householder)		0094	31-31
B19202H	Median Nonfamily Household Income In The Past 12 Months (In 2011 Inflation-Adjusted Dollars) (White Alone, Not Hispanic Or Latino Householder)		0094	32-32
B19202I	Median Nonfamily Household Income In The Past 12 Months (In 2011 Inflation-Adjusted Dollars) (Hispanic Or Latino Householder)		0094	33-33
B19214	Aggregate Nonfamily Household Income In The Past 12 Months (In 2011 Inflation-Adjusted Dollars)		0094	34-34
B19215	Median Nonfamily Household Income In The Past 12 Months (In 2011 Inflation-Adjusted Dollars) By Sex Of Householder By Living Alone By Age Of Householder		0094	35-49

2011 ACS 1-Year Summary File Technical Documentation

Table Number	Table Title	Geography Restrictions	Summary File Sequence Number	Summary File Starting and Ending Positions
B19216	Aggregate Nonfamily Household Income In The Past 12 Months (In 2011 Inflation-Adjusted Dollars) By Sex Of Householder By Living Alone By Age Of Householder		0094	50-64
B19301	Per Capita Income In The Past 12 Months (In 2011 Inflation-Adjusted Dollars)		0094	65-65
B19301A	Per Capita Income In The Past 12 Months (In 2011 Inflation-Adjusted Dollars) (White Alone)		0094	66-66
B19301B	Per Capita Income In The Past 12 Months (In 2011 Inflation-Adjusted Dollars) (Black Or African American Alone)		0094	67-67
B19301C	Per Capita Income In The Past 12 Months (In 2011 Inflation-Adjusted Dollars) (American Indian And Alaska Native Alone)		0094	68-68
B19301D	Per Capita Income In The Past 12 Months (In 2011 Inflation-Adjusted Dollars) (Asian Alone)		0094	69-69
B19301E	Per Capita Income In The Past 12 Months (In 2011 Inflation-Adjusted Dollars) (Native Hawaiian And Other Pacific Islander Alone)		0094	70-70
B19301F	Per Capita Income In The Past 12 Months (In 2011 Inflation-Adjusted Dollars) (Some Other Race Alone)		0094	71-71
B19301G	Per Capita Income In The Past 12 Months (In 2011 Inflation-Adjusted Dollars) (Two Or More Races)		0094	72-72
B19301H	Per Capita Income In The Past 12 Months (In 2011 Inflation-Adjusted Dollars) (White Alone, Not Hispanic Or Latino)		0094	73-73
B19301I	Per Capita Income In The Past 12 Months (In 2011 Inflation-Adjusted Dollars) (Hispanic Or Latino)		0094	74-74
B19313	Aggregate Income In The Past 12 Months (In 2011 Inflation-Adjusted Dollars)		0094	75-75
B19313A	Aggregate Income In The Past 12 Months (In 2011 Inflation-Adjusted Dollars) For The Population 15 Years And Over (White Alone)		0094	76-76
B19313B	Aggregate Income In The Past 12 Months (In 2011 Inflation-Adjusted Dollars) For The Population 15 Years And Over (Black Or African American Alone)		0094	77-77
B19313C	Aggregate Income In The Past 12 Months (In 2011 Inflation-Adjusted Dollars) For The Population 15 Years And Over (American Indian And Alaska Native Alone)		0094	78-78
B19313D	Aggregate Income In The Past 12 Months (In 2011 Inflation-Adjusted Dollars) For The Population 15 Years And Over (Asian Alone)		0094	79-79
B19313E	Aggregate Income In The Past 12 Months (In 2011 Inflation-Adjusted Dollars) For The Population 15 Years And Over (Native Hawaiian And Other Pacific Islander Alone)		0094	80-80
B19313F	Aggregate Income In The Past 12 Months (In 2011 Inflation-Adjusted Dollars) For The Population 15 Years And Over (Some Other Race Alone)		0094	81-81
B19313G	Aggregate Income In The Past 12 Months (In 2011 Inflation-Adjusted Dollars) For The Population 15 Years And Over (Two Or More Races)		0094	82-82
B19313H	Aggregate Income In The Past 12 Months (In 2011 Inflation-Adjusted Dollars) For The Population 15 Years And Over (White Alone, Not Hispanic Or Latino)		0094	83-83
B19313I	Aggregate Income In The Past 12 Months (In 2011 Inflation-Adjusted Dollars) For The Population 15 Years And Over (Hispanic Or Latino)		0094	84-84
C19131	Family Type By Presence Of Own Children Under 18 Years By Family Income In The Past 12 Months (In 2011 Inflation-Adjusted Dollars)		0094	85-155
C19201	Nonfamily Household Income In The Past 12 Months (In 2011 Inflation-Adjusted Dollars)		0094	156-166
B19325	Sex By Work Experience In The Past 12 Months By Income In The Past 12 Months (In 2011 Inflation-Adjusted Dollars) For The Population 15 Years And Over		0095	7-101
B19326	Median Income In The Past 12 Months (In 2011 Inflation-Adjusted Dollars) By Sex By Work Experience In The Past 12 Months For The Population 15 Years And Over With Income		0095	102-108
B20001	Sex By Earnings In The Past 12 Months (In 2011 Inflation-Adjusted Dollars) For The Population 16 Years And Over With Earnings In The Past 12 Months		0096	7-49
B20002	Median Earnings In The Past 12 Months (In 2011 Inflation-Adjusted Dollars) By Sex For The Population 16 Years And Over With Earnings In The Past 12 Months		0096	50-52
B20003	Aggregate Earnings In The Past 12 Months (In 2011 Inflation-Adjusted Dollars) By Sex By Work Experience For The Population 16 Years And Over With Earnings		0096	53-59
B20004	Median Earnings In The Past 12 Months (In 2011 Inflation-Adjusted Dollars) By Sex By Educational Attainment For The Population 25 Years And Over		0096	60-77

2011 ACS 1-Year Summary File Technical Documentation

Table Number	Table Title	Geography Restrictions	Summary File Sequence Number	Summary File Starting and Ending Positions
B20005	Sex By Work Experience In The Past 12 Months By Earnings In The Past 12 Months (In 2011 Inflation-Adjusted Dollars) For The Population 16 Years And Over		0096	78-172
B20005A	Sex By Work Experience In The Past 12 Months By Earnings In The Past 12 Months (In 2011 Inflation-Adjusted Dollars) For The Population 16 Years And Over (White Alone)		0097	7-101
B20005B	Sex By Work Experience In The Past 12 Months By Earnings In The Past 12 Months (In 2011 Inflation-Adjusted Dollars) For The Population 16 Years And Over (Black Or African American Alone)		0097	102-196
B20005C	Sex By Work Experience In The Past 12 Months By Earnings In The Past 12 Months (In 2011 Inflation-Adjusted Dollars) For The Population 16 Years And Over (American Indian And Alaska Native Alone)		0098	7-101
B20005D	Sex By Work Experience In The Past 12 Months By Earnings In The Past 12 Months (In 2011 Inflation-Adjusted Dollars) For The Population 16 Years And Over (Asian Alone)		0098	102-196
B20005E	Sex By Work Experience In The Past 12 Months By Earnings In The Past 12 Months (In 2011 Inflation-Adjusted Dollars) For The Population 16 Years And Over (Native Hawaiian And Other Pacific Islander Alo		0099	7-101
B20005F	Sex By Work Experience In The Past 12 Months By Earnings In The Past 12 Months (In 2011 Inflation-Adjusted Dollars) For The Population 16 Years And Over (Some Other Race Alone)		0099	102-196
B20005G	Sex By Work Experience In The Past 12 Months By Earnings In The Past 12 Months (In 2011 Inflation-Adjusted Dollars) For The Population 16 Years And Over (Two Or More Races)		0100	7-101
B20005H	Sex By Work Experience In The Past 12 Months By Earnings In The Past 12 Months (In 2011 Inflation-Adjusted Dollars) For The Population 16 Years And Over (White Alone, Not Hispanic Or Latino)		0100	102-196
B20005I	Sex By Work Experience In The Past 12 Months By Earnings In The Past 12 Months (In 2011 Inflation-Adjusted Dollars) For The Population 16 Years And Over (Hispanic Or Latino)		0101	7-101
C20005	Sex By Work Experience In The Past 12 Months By Earnings In The Past 12 Months (In 2011 Inflation-Adjusted Dollars) For The Population 16 Years And Over		0101	102-140
C20005A	Sex By Work Experience In The Past 12 Months By Earnings In The Past 12 Months (In 2011 Inflation-Adjusted Dollars) For The Population 16 Years And Over (White Alone)		0101	141-179
C20005B	Sex By Work Experience In The Past 12 Months By Earnings In The Past 12 Months (In 2011 Inflation-Adjusted Dollars) For The Population 16 Years And Over (Black Or African American Alone)		0101	180-218
C20005C	Sex By Work Experience In The Past 12 Months By Earnings In The Past 12 Months (In 2011 Inflation-Adjusted Dollars) For The Population 16 Years And Over (American Indian And Alaska Native Alone)		0102	7-45
C20005D	Sex By Work Experience In The Past 12 Months By Earnings In The Past 12 Months (In 2011 Inflation-Adjusted Dollars) For The Population 16 Years And Over (Asian Alone)		0102	46-84
C20005E	Sex By Work Experience In The Past 12 Months By Earnings In The Past 12 Months (In 2011 Inflation-Adjusted Dollars) For The Population 16 Years And Over (Native Hawaiian And Other Pacific Islander Alo		0102	85-123
C20005F	Sex By Work Experience In The Past 12 Months By Earnings In The Past 12 Months (In 2011 Inflation-Adjusted Dollars) For The Population 16 Years And Over (Some Other Race Alone)		0102	124-162
C20005G	Sex By Work Experience In The Past 12 Months By Earnings In The Past 12 Months (In 2011 Inflation-Adjusted Dollars) For The Population 16 Years And Over (Two Or More Races)		0102	163-201
C20005H	Sex By Work Experience In The Past 12 Months By Earnings In The Past 12 Months (In 2011 Inflation-Adjusted Dollars) For The Population 16 Years And Over (White Alone, Not Hispanic Or Latino)		0102	202-240
B20017	Median Earnings In The Past 12 Months (In 2011 Inflation-Adjusted Dollars) By Sex By Work Experience In The Past 12 Months For The Population 16 Years And Over With Earnings In The Past 12 Months		0103	7-13
B20017A	Median Earnings In The Past 12 Months (In 2011 Inflation-Adjusted Dollars) By Sex By Work Experience In The Past 12 Months For The Population 16 Years And Over With Earnings In The Past 12 Months (Whi		0103	14-20

2011 ACS 1-Year Summary File Technical Documentation

Table Number	Table Title	Geography Restrictions	Summary File Sequence Number	Summary File Starting and Ending Positions
B20017B	Median Earnings In The Past 12 Months (In 2011 Inflation-Adjusted Dollars) By Sex By Work Experience In The Past 12 Months For The Population 16 Years And Over With Earnings In The Past 12 Months (Bla		0103	21-27
B20017C	Median Earnings In The Past 12 Months (In 2011 Inflation-Adjusted Dollars) By Sex By Work Experience In The Past 12 Months For The Population 16 Years And Over With Earnings In The Past 12 Months (Ame		0103	28-34
B20017D	Median Earnings In The Past 12 Months (In 2011 Inflation-Adjusted Dollars) By Sex By Work Experience In The Past 12 Months For The Population 16 Years And Over With Earnings In The Past 12 Months (Asi		0103	35-41
B20017E	Median Earnings In The Past 12 Months (In 2011 Inflation-Adjusted Dollars) By Sex By Work Experience In The Past 12 Months For The Population 16 Years And Over With Earnings In The Past 12 Months (Nat		0103	42-48
B20017F	Median Earnings In The Past 12 Months (In 2011 Inflation-Adjusted Dollars) By Sex By Work Experience In The Past 12 Months For The Population 16 Years And Over With Earnings In The Past 12 Months (Som		0103	49-55
B20017G	Median Earnings In The Past 12 Months (In 2011 Inflation-Adjusted Dollars) By Sex By Work Experience In The Past 12 Months For The Population 16 Years And Over With Earnings In The Past 12 Months (Two		0103	56-62
B20017H	Median Earnings In The Past 12 Months (In 2011 Inflation-Adjusted Dollars) By Sex By Work Experience In The Past 12 Months For The Population 16 Years And Over With Earnings In The Past 12 Months (Whi		0103	63-69
B20017I	Median Earnings In The Past 12 Months (In 2011 Inflation-Adjusted Dollars) By Sex By Work Experience In The Past 12 Months For The Population 16 Years And Over With Earnings (Hispanic Or Latino)		0103	70-76
C20005I	Sex By Work Experience In The Past 12 Months By Earnings In The Past 12 Months (In 2011 Inflation-Adjusted Dollars) For The Population 16 Years And Over (Hispanic Or Latino)		0103	77-115
B21001	Sex By Age By Veteran Status For The Civilian Population 18 Years And Over		0104	7-45
B21001A	Sex By Age By Veteran Status For The Civilian Population 18 Years And Over (White Alone)		0104	46-78
B21001B	Sex By Age By Veteran Status For The Civilian Population 18 Years And Over (Black Or African American Alone)		0104	79-111
B21001C	Sex By Age By Veteran Status For The Civilian Population 18 Years And Over (American Indian And Alaska Native Alone)		0104	112-144
B21001D	Sex By Age By Veteran Status For The Civilian Population 18 Years And Over (Asian Alone)		0104	145-177
B21001E	Sex By Age By Veteran Status For The Civilian Population 18 Years And Over (Native Hawaiian And Other Pacific Islander Alone)		0104	178-210
B21001F	Sex By Age By Veteran Status For The Civilian Population 18 Years And Over (Some Other Race Alone)		0104	211-243
B21001G	Sex By Age By Veteran Status For The Civilian Population 18 Years And Over (Two Or More Races)		0105	7-39
B21001H	Sex By Age By Veteran Status For The Civilian Population 18 Years And Over (White Alone, Not Hispanic Or Latino)		0105	40-72
B21001I	Sex By Age By Veteran Status For The Civilian Population 18 Years And Over (Hispanic Or Latino)		0105	73-105
C21001A	Sex By Age By Veteran Status For The Civilian Population 18 Years And Over (White Alone)		0105	106-120
C21001B	Sex By Age By Veteran Status For The Civilian Population 18 Years And Over (Black Or African American Alone)		0105	121-135
C21001C	Sex By Age By Veteran Status For The Civilian Population 18 Years And Over (American Indian And Alaska Native Alone)		0105	136-150
C21001D	Sex By Age By Veteran Status For The Civilian Population 18 Years And Over (Asian Alone)		0105	151-165
C21001E	Sex By Age By Veteran Status For The Civilian Population 18 Years And Over (Native Hawaiian And Other Pacific Islander Alone)		0105	166-180
C21001F	Sex By Age By Veteran Status For The Civilian Population 18 Years And Over (Some Other Race Alone)		0105	181-195
C21001G	Sex By Age By Veteran Status For The Civilian Population 18 Years And Over (Two Or More Races)		0105	196-210

2011 ACS 1-Year Summary File Technical Documentation

Table Number	Table Title	Geography Restrictions	Summary File Sequence Number	Summary File Starting and Ending Positions
C21001H	Sex By Age By Veteran Status For The Civilian Population 18 Years And Over (White Alone, Not Hispanic Or Latino)		0105	211-225
C21001I	Sex By Age By Veteran Status For The Civilian Population 18 Years And Over (Hispanic Or Latino)		0105	226-240
B21002	Period Of Military Service For Civilian Veterans 18 Years And Over		0106	7-22
B21003	Veteran Status By Educational Attainment For The Civilian Population 25 Years And Over		0106	23-33
B21004	Median Income In The Past 12 Months (In 2011 Inflation-Adjusted Dollars) By Veteran Status By Sex For The Civilian Population 18 Years And Over With Income		0106	34-40
B21005	Age By Veteran Status By Employment Status For The Civilian Population 18 To 64 Years		0106	41-74
B21007	Age By Veteran Status By Poverty Status In The Past 12 Months By Disability Status For The Civilian Population 18 Years And Over		0106	75-135
B21100	Service-Connected Disability-Rating Status And Ratings For Civilian Veterans 18 Years And Over		0106	136-144
C21005	Veteran Status By Employment Status For The Civilian Population 18 To 64 Years		0106	145-155
C21007	Age By Veteran Status By Poverty Status In The Past 12 Months By Disability Status For The Civilian Population 18 Years And Over		0106	156-186
C21100	Service-Connected Disability-Rating Status For Civilian Veterans 18 Years And Over		0106	187-189
B22001	Receipt Of Food Stamps/Snap In The Past 12 Months By Presence Of People 60 Years And Over For Households		0107	7-13
B22002	Receipt Of Food Stamps/Snap In The Past 12 Months By Presence Of Children Under 18 Years By Household Type For Households		0107	14-40
B22003	Receipt Of Food Stamps/Snap In The Past 12 Months By Poverty Status In The Past 12 Months For Households		0107	41-47
B22005A	Receipt Of Food Stamps/Snap In The Past 12 Months By Race Of Householder (White Alone)		0107	48-50
B22005B	Receipt Of Food Stamps/Snap In The Past 12 Months By Race Of Householder (Black Or African American Alone)		0107	51-53
B22005C	Receipt Of Food Stamps/Snap In The Past 12 Months By Race Of Householder (American Indian And Alaska Native Alone)		0107	54-56
B22005D	Receipt Of Food Stamps/Snap In The Past 12 Months By Race Of Householder (Asian Alone)		0107	57-59
B22005E	Receipt Of Food Stamps/Snap In The Past 12 Months By Race Of Householder (Native Hawaiian And Other Pacific Islander Alone)		0107	60-62
B22005F	Receipt Of Food Stamps/Snap In The Past 12 Months By Race Of Householder (Some Other Race Alone)		0107	63-65
B22005G	Receipt Of Food Stamps/Snap In The Past 12 Months By Race Of Householder (Two Or More Races)		0107	66-68
B22005H	Receipt Of Food Stamps/Snap In The Past 12 Months By Race Of Householder (White Alone, Not Hispanic Or Latino)		0107	69-71
B22005I	Receipt Of Food Stamps/Snap In The Past 12 Months By Race Of Householder (Hispanic Or Latino)		0107	72-74
B22007	Receipt Of Food Stamps/Snap In The Past 12 Months By Family Type By Number Of Workers In Family In The Past 12 Months		0107	75-117
B22008	Median Household Income In The Past 12 Months (In 2011 Inflation-Adjusted Dollars) By Receipt Of Food Stamps/Snap In The Past 12 Months		0107	118-120
B22010	Receipt Of Food Stamps/Snap In The Past 12 Months By Disability Status For Households		0107	121-127
C22001	Receipt Of Food Stamps/Snap In The Past 12 Months For Households		0107	128-130
C22002	Receipt Of Food Stamps/Snap In The Past 12 Months By Presence Of Children Under 18 Years For Households		0107	131-137
C22007	Receipt Of Food Stamps/Snap In The Past 12 Months By Family Type By Number Of Workers In Family In The Past 12 Months		0107	138-166
B23001	Sex By Age By Employment Status For The Population 16 Years And Over		0108	7-179

2011 ACS 1-Year Summary File Technical Documentation

Table Number	Table Title	Geography Restrictions	Summary File Sequence Number	Summary File Starting and Ending Positions
B23002A	Sex By Age By Employment Status For The Population 16 Years And Over (White Alone)		0109	7-85
C23001	Sex By Age By Employment Status For The Population 16 Years And Over		0109	86-178
B23002B	Sex By Age By Employment Status For The Population 16 Years And Over (Black Or African American Alone)		0110	7-85
B23002C	Sex By Age By Employment Status For The Population 16 Years And Over (American Indian And Alaska Native Alone)		0110	86-164
B23002D	Sex By Age By Employment Status For The Population 16 Years And Over (Asian Alone)		0110	165-243
B23002E	Sex By Age By Employment Status For The Population 16 Years And Over (Native Hawaiian And Other Pacific Islander Alone)		0111	7-85
B23002F	Sex By Age By Employment Status For The Population 16 Years And Over (Some Other Race Alone)		0111	86-164
B23002G	Sex By Age By Employment Status For The Population 16 Years And Over (Two Or More Races)		0111	165-243
B23002H	Sex By Age By Employment Status For The Population 16 Years And Over (White Alone, Not Hispanic Or Latino)		0112	7-85
B23002I	Sex By Age By Employment Status For The Population 16 Years And Over (Hispanic Or Latino)		0112	86-164
C23002A	Sex By Age By Employment Status For The Population 16 Years And Over (White Alone)		0112	165-191
C23002B	Sex By Age By Employment Status For The Population 16 Years And Over (Black Or African American Alone)		0112	192-218
C23002C	Sex By Age By Employment Status For The Population 16 Years And Over (American Indian And Alaska Native Alone)		0112	219-245
B23003	Presence Of Own Children Under 18 Years By Age Of Own Children Under 18 Years By Employment Status For Females 20 To 64 Years		0113	7-36
B23004	Work Status In The Past 12 Months By Age By Employment Status For The Civilian Population 65 Years And Over		0113	37-55
C23002D	Sex By Age By Employment Status For The Population 16 Years And Over (Asian Alone)		0113	56-82
C23002E	Sex By Age By Employment Status For The Population 16 Years And Over (Native Hawaiian And Other Pacific Islander Alone)		0113	83-109
C23002F	Sex By Age By Employment Status For The Population 16 Years And Over (Some Other Race Alone)		0113	110-136
C23002G	Sex By Age By Employment Status For The Population 16 Years And Over (Two Or More Races)		0113	137-163
C23002H	Sex By Age By Employment Status For The Population 16 Years And Over (White Alone, Not Hispanic Or Latino)		0113	164-190
C23002I	Sex By Age By Employment Status For The Population 16 Years And Over (Hispanic Or Latino)		0113	191-217
C23004	Work Status In The Past 12 Months By Employment Status For The Civilian Population 65 Years And Over		0113	218-224
B23006	Educational Attainment By Employment Status For The Population 25 To 64 Years		0114	7-35
B23007	Presence Of Own Children Under 18 Years By Family Type By Employment Status		0114	36-94
B23008	Age Of Own Children Under 18 Years In Families And Subfamilies By Living Arrangements By Employment Status Of Parents		0114	95-121
B23009	Presence Of Own Children Under 18 Years By Family Type By Number Of Workers In Family In The Past 12 Months		0114	122-164
B23010	Presence Of Own Children Under 18 Years In Married-Couple Families By Work Experience Of Householder And Spouse		0114	165-191
B23013	Median Age By Sex For Workers 16 To 64 Years		0114	192-194
B23018	Aggregate Usual Hours Worked In The Past 12 Months By Sex For Workers 16 To 64 Years		0114	195-197
B23020	Mean Usual Hours Worked In The Past 12 Months For Workers 16 To 64 Years		0114	198-200

2011 ACS 1-Year Summary File Technical Documentation

Table Number	Table Title	Geography Restrictions	Summary File Sequence Number	Summary File Starting and Ending Positions
C23007	Presence Of Own Children Under 18 Years By Family Type By Employment Status		0114	201-231
C23008	Age Of Own Children Under 18 Years In Families And Subfamilies By Living Arrangements By Employment Status Of Parents		0114	232-250
B23022	Sex By Work Status In The Past 12 Months By Usual Hours Worked Per Week In The Past 12 Months By Weeks Worked In The Past 12 Months For The Population 16 To 64 Years		0115	7-55
B23023	Sex By Disability Status By Work Status In The Past 12 Months By Usual Hours Worked Per Week In The Past 12 Months By Weeks Worked In The Past 12 Months For The Population 16 To 64 Years		0115	56-154
B23024	Poverty Status In The Past 12 Months By Disability Status By Employment Status For The Population 20 To 64 Years		0115	155-185
B23025	Employment Status For The Population 16 Years And Over		0115	186-192
C23022	Sex By Full-Time Work Status In The Past 12 Months For The Population 16 To 64 Years		0115	193-203
C23023	Sex By Disability Status By Full-Time Work Status In The Past 12 Months For The Population 16 To 64 Years		0115	204-226
B24010	Sex By Occupation For The Civilian Employed Population 16 Years And Over		0116	7-251
B24010	Sex By Occupation For The Civilian Employed Population 16 Years And Over		0117	7-64
B24010A	Sex By Occupation For The Civilian Employed Population 16 Years And Over (White Alone)		0117	65-137
B24010B	Sex By Occupation For The Civilian Employed Population 16 Years And Over (Black Or African American Alone)		0117	138-210
B24010C	Sex By Occupation For The Civilian Employed Population 16 Years And Over (American Indian And Alaska Native Alone)		0118	7-79
B24010D	Sex By Occupation For The Civilian Employed Population 16 Years And Over (Asian Alone)		0118	80-152
B24010E	Sex By Occupation For The Civilian Employed Population 16 Years And Over (Native Hawaiian And Other Pacific Islander Alone)		0118	153-225
B24010F	Sex By Occupation For The Civilian Employed Population 16 Years And Over (Some Other Race Alone)		0119	7-79
B24010G	Sex By Occupation For The Civilian Employed Population 16 Years And Over (Two Or More Races)		0119	80-152
B24010H	Sex By Occupation For The Civilian Employed Population 16 Years And Over (White Alone, Not Hispanic Or Latino)		0119	153-225
B24010I	Sex By Occupation For The Civilian Employed Population 16 Years And Over (Hispanic Or Latino)		0120	7-79
C24010	Sex By Occupation For The Civilian Employed Population 16 Years And Over		0120	80-152
C24010A	Sex By Occupation For The Civilian Employed Population 16 Years And Over (White Alone)		0120	153-165
C24010B	Sex By Occupation For The Civilian Employed Population 16 Years And Over (Black Or African American Alone)		0120	166-178
C24010C	Sex By Occupation For The Civilian Employed Population 16 Years And Over (American Indian And Alaska Native Alone)		0120	179-191
C24010D	Sex By Occupation For The Civilian Employed Population 16 Years And Over (Asian Alone)		0120	192-204
C24010E	Sex By Occupation For The Civilian Employed Population 16 Years And Over (Native Hawaiian And Other Pacific Islander Alone)		0120	205-217
C24010F	Sex By Occupation For The Civilian Employed Population 16 Years And Over (Some Other Race Alone)		0120	218-230
C24010G	Sex By Occupation For The Civilian Employed Population 16 Years And Over (Two Or More Races)		0120	231-243
B24011	Occupation By Median Earnings In The Past 12 Months (In 2011 Inflation-Adjusted Dollars) For The Civilian Employed Population 16 Years And Over		0121	7-42
B24012	Sex By Occupation And Median Earnings In The Past 12 Months (In 2011 Inflation-Adjusted Dollars) For The Civilian Employed Population 16 Years And Over		0121	43-115

2011 ACS 1-Year Summary File Technical Documentation

Table Number	Table Title	Geography Restrictions	Summary File Sequence Number	Summary File Starting and Ending Positions
C24010H	Sex By Occupation For The Civilian Employed Population 16 Years And Over (White Alone, Not Hispanic Or Latino)		0121	116-128
C24010I	Sex By Occupation For The Civilian Employed Population 16 Years And Over (Hispanic Or Latino)		0121	129-141
B24020	Sex By Occupation For The Full-Time, Year-Round Civilian Employed Population 16 Years And Over		0122	7-251
B24020	Sex By Occupation For The Full-Time, Year-Round Civilian Employed Population 16 Years And Over		0123	7-64
B24021	Occupation By Median Earnings In The Past 12 Months (In 2011 Inflation-Adjusted Dollars) For The Full-Time, Year-Round Civilian Employed Population 16 Years And Over		0123	65-100
B24022	Sex By Occupation And Median Earnings In The Past 12 Months (In 2011 Inflation-Adjusted Dollars) For The Full-Time, Year-Round Civilian Employed Population 16 Years And Over		0123	101-173
C24020	Sex By Occupation For The Full-Time, Year-Round Civilian Employed Population 16 Years And Over		0123	174-246
B24030	Sex By Industry For The Civilian Employed Population 16 Years And Over		0124	7-215
B24031	Industry By Median Earnings In The Past 12 Months (In 2011 Inflation-Adjusted Dollars) For The Civilian Employed Population 16 Years And Over		0125	7-33
B24032	Sex By Industry And Median Earnings In The Past 12 Months (In 2011 Inflation-Adjusted Dollars) For The Civilian Employed Population 16 Years And Over		0125	34-87
C24030	Sex By Industry For The Civilian Employed Population 16 Years And Over		0125	88-142
B24040	Sex By Industry For The Full-Time, Year-Round Civilian Employed Population 16 Years And Over		0126	7-215
B24041	Industry By Median Earnings In The Past 12 Months (In 2011 Inflation-Adjusted Dollars) For The Full-Time, Year-Round Civilian Employed Population 16 Years And Over		0127	7-33
B24042	Sex By Industry And Median Earnings In The Past 12 Months (In 2011 Inflation-Adjusted Dollars) For The Full-Time, Year-Round Civilian Employed Population 16 Years And Over		0127	34-87
C24040	Sex By Industry For The Full-Time, Year-Round Civilian Employed Population 16 Years And Over		0127	88-142
B24050	Industry By Occupation For The Civilian Employed Population 16 Years And Over		0128	7-168
C24050	Industry By Occupation For The Civilian Employed Population 16 Years And Over		0129	7-90
B24060	Occupation By Class Of Worker For The Civilian Employed Population 16 Years And Over		0130	7-222
B24070	Industry By Class Of Worker For The Civilian Employed Population 16 Years And Over		0131	7-168
C24060	Occupation By Class Of Worker For The Civilian Employed Population 16 Years And Over		0131	169-204
B24080	Sex By Class Of Worker For The Civilian Employed Population 16 Years And Over		0132	7-27
B24081	Class Of Worker By Median Earnings In The Past 12 Months (In 2011 Inflation-Adjusted Dollars) For The Civilian Employed Population 16 Years And Over		0132	28-36
B24082	Sex By Class Of Worker And Median Earnings In The Past 12 Months (In 2011 Inflation-Adjusted Dollars) For The Civilian Employed Population 16 Years And Over		0132	37-54
B24090	Sex By Class Of Worker For The Full-Time, Year-Round Civilian Employed Population 16 Years And Over		0132	55-75
B24091	Class Of Worker By Median Earnings In The Past 12 Months (In 2011 Inflation-Adjusted Dollars) For The Full-Time, Year-Round Civilian Employed Population 16 Years And Over		0132	76-84
B24092	Sex By Class Of Worker And Median Earnings In The Past 12 Months (In 2011 Inflation-Adjusted Dollars) For The Full-Time, Year-Round Civilian Employed Population 16 Years And Over		0132	85-102
C24070	Industry By Class Of Worker For The Civilian Employed Population 16 Years And Over		0132	103-186

2011 ACS 1-Year Summary File Technical Documentation

Table Number	Table Title	Geography Restrictions	Summary File Sequence Number	Summary File Starting and Ending Positions
C24080	Sex By Class Of Worker For The Civilian Employed Population 16 Years And Over		0132	187-205
C24090	Sex By Class Of Worker For The Full-Time, Year-Round Civilian Employed Population 16 Years And Over		0132	206-224
B24121	Detailed Occupation By Median Earnings In The Past 12 Months (In 2011 Inflation-Adjusted Dollars) For The Full-Time, Year-Round Civilian Employed Population 16 Years And Over	National Level Only	0133	7-251
B24121	Detailed Occupation By Median Earnings In The Past 12 Months (In 2011 Inflation-Adjusted Dollars) For The Full-Time, Year-Round Civilian Employed Population 16 Years And Over	National Level Only	0134	7-251
B24121	Detailed Occupation By Median Earnings In The Past 12 Months (In 2011 Inflation-Adjusted Dollars) For The Full-Time, Year-Round Civilian Employed Population 16 Years And Over	National Level Only	0135	7-42
B24122	Detailed Occupation By Median Earnings In The Past 12 Months (In 2011 Inflation-Adjusted Dollars) For The Full-Time, Year-Round Civilian Employed Male Population 16 Years And Over	National Level Only	0136	7-251
B24122	Detailed Occupation By Median Earnings In The Past 12 Months (In 2011 Inflation-Adjusted Dollars) For The Full-Time, Year-Round Civilian Employed Male Population 16 Years And Over	National Level Only	0137	7-251
B24122	Detailed Occupation By Median Earnings In The Past 12 Months (In 2011 Inflation-Adjusted Dollars) For The Full-Time, Year-Round Civilian Employed Male Population 16 Years And Over	National Level Only	0138	7-42
B24123	Detailed Occupation By Median Earnings In The Past 12 Months (In 2011 Inflation-Adjusted Dollars) For The Full-Time, Year-Round Civilian Employed Female Population 16 Years And Over	National Level Only	0139	7-251
B24123	Detailed Occupation By Median Earnings In The Past 12 Months (In 2011 Inflation-Adjusted Dollars) For The Full-Time, Year-Round Civilian Employed Female Population 16 Years And Over	National Level Only	0140	7-251
B24123	Detailed Occupation By Median Earnings In The Past 12 Months (In 2011 Inflation-Adjusted Dollars) For The Full-Time, Year-Round Civilian Employed Female Population 16 Years And Over	National Level Only	0141	7-42
B24124	Detailed Occupation For The Full-Time, Year-Round Civilian Employed Population 16 Years And Over	National Level Only	0142	7-251
B24124	Detailed Occupation For The Full-Time, Year-Round Civilian Employed Population 16 Years And Over	National Level Only	0143	7-251
B24124	Detailed Occupation For The Full-Time, Year-Round Civilian Employed Population 16 Years And Over	National Level Only	0144	7-42
B24125	Detailed Occupation For The Full-Time, Year-Round Civilian Employed Male Population 16 Years And Over	National Level Only	0145	7-251
B24125	Detailed Occupation For The Full-Time, Year-Round Civilian Employed Male Population 16 Years And Over	National Level Only	0146	7-251
B24125	Detailed Occupation For The Full-Time, Year-Round Civilian Employed Male Population 16 Years And Over	National Level Only	0147	7-42
B24126	Detailed Occupation For The Full-Time, Year-Round Civilian Employed Female Population 16 Years And Over	National Level Only	0148	7-251
B24126	Detailed Occupation For The Full-Time, Year-Round Civilian Employed Female Population 16 Years And Over	National Level Only	0149	7-251
B24126	Detailed Occupation For The Full-Time, Year-Round Civilian Employed Female Population 16 Years And Over	National Level Only	0150	7-42
B25001	Housing Units		0151	7-7
B25002	Occupancy Status		0151	8-10
B25003	Tenure		0151	11-13
B25003A	Tenure (White Alone Householder)		0151	14-16
B25003B	Tenure (Black Or African American Alone Householder)		0151	17-19
B25003C	Tenure (American Indian And Alaska Native Alone Householder)		0151	20-22
B25003D	Tenure (Asian Alone Householder)		0151	23-25
B25003E	Tenure (Native Hawaiian And Other Pacific Islander Alone Householder)		0151	26-28

2011 ACS 1-Year Summary File Technical Documentation

Table Number	Table Title	Geography Restrictions	Summary File Sequence Number	Summary File Starting and Ending Positions
B25003F	Tenure (Some Other Race Alone Householder)		0151	29-31
B25003G	Tenure (Two Or More Races Householder)		0151	32-34
B25003H	Tenure (White Alone, Not Hispanic Or Latino Householder)		0151	35-37
B25003I	Tenure (Hispanic Or Latino Householder)		0151	38-40
B25004	Vacancy Status		0151	41-48
B25005	Vacant - Current Residence Elsewhere		0151	49-51
B25006	Race Of Householder		0151	52-61
B25007	Tenure By Age Of Householder		0151	62-82
B25008	Total Population In Occupied Housing Units By Tenure		0151	83-85
B25009	Tenure By Household Size		0151	86-102
B25010	Average Household Size Of Occupied Housing Units By Tenure		0151	103-105
B25011	Tenure By Household Type (Including Living Alone) And Age Of Householder		0151	106-154
B25012	Tenure By Families And Presence Of Own Children		0151	155-171
B25013	Tenure By Educational Attainment Of Householder		0151	172-182
B25014	Tenure By Occupants Per Room		0151	183-195
B25014A	Occupants Per Room (White Alone Householder)		0151	196-198
B25014B	Occupants Per Room (Black Or African American Alone Householder)		0151	199-201
B25014C	Occupants Per Room (American Indian And Alaska Native Alone Householder)		0151	202-204
B25014D	Occupants Per Room (Asian Alone Householder)		0151	205-207
B25014E	Occupants Per Room (Native Hawaiian And Other Pacific Islander Alone Householder)		0151	208-210
B25014F	Occupants Per Room (Some Other Race Alone Householder)		0151	211-213
B25014G	Occupants Per Room (Two Or More Races Householder)		0151	214-216
B25014H	Occupants Per Room (White Alone, Not Hispanic Or Latino Householder)		0151	217-219
B25014I	Occupants Per Room (Hispanic Or Latino Householder)		0151	220-222
C25004	Vacancy Status		0151	223-225
C25014	Tenure By Occupants Per Room		0151	226-232
B25015	Tenure By Age Of Householder By Occupants Per Room		0152	7-33
B25016	Tenure By Plumbing Facilities By Occupants Per Room	US Only	0152	34-52
B25017	Rooms		0152	53-62
B25018	Median Number Of Rooms		0152	63-63
B25019	Aggregate Number Of Rooms		0152	64-64
B25020	Tenure By Rooms		0152	65-85
B25021	Median Number Of Rooms By Tenure		0152	86-88
B25022	Aggregate Number Of Rooms By Tenure		0152	89-91
B25023	Aggregate Number Of Rooms By Vacancy Status		0152	92-99
B25024	Units In Structure		0152	100-110
B25026	Total Population In Occupied Housing Units By Tenure By Year Householder Moved Into Unit		0152	111-125
B25027	Mortgage Status By Age Of Householder		0152	126-142
B25028	Tenure By Year Structure Built		0152	143-163
B25029	Tenure By Year Householder Moved Into Unit		0152	164-178
C25015	Tenure By Age Of Householder By Occupants Per Room		0152	179-199

2011 ACS 1-Year Summary File Technical Documentation

Table Number	Table Title	Geography Restrictions	Summary File Sequence Number	Summary File Starting and Ending Positions
C25016	Tenure By Plumbing Facilities By Occupants Per Room	US Only	0152	200-214
C25020	Tenure By Rooms		0152	215-227
C25023	Aggregate Number Of Rooms By Vacancy Status		0152	228-230
C25027	Mortgage Status By Age Of Householder		0152	231-239
B25032	Tenure By Units In Structure		0153	7-29
B25032A	Units In Structure (White Alone Householder)		0153	30-40
B25032B	Units In Structure (Black Or African American Alone Householder)		0153	41-51
B25032C	Units In Structure (American Indian And Alaska Native Alone Householder)		0153	52-62
B25032D	Units In Structure (Asian Alone Householder)		0153	63-73
B25032E	Units In Structure (Native Hawaiian And Other Pacific Islander Alone Householder)		0153	74-84
B25032F	Units In Structure (Some Other Race Alone Householder)		0153	85-95
B25032G	Units In Structure (Two Or More Races Householder)		0153	96-106
B25032H	Units In Structure (White Alone, Not Hispanic Or Latino Householder)		0153	107-117
B25032I	Units In Structure (Hispanic Or Latino Householder)		0153	118-128
B25033	Total Population In Occupied Housing Units By Tenure By Units In Structure		0153	129-141
B25034	Year Structure Built		0153	142-151
B25035	Median Year Structure Built		0153	152-152
B25036	Tenure By Year Structure Built		0153	153-173
B25037	Median Year Structure Built By Tenure		0153	174-176
C25032	Tenure By Units In Structure		0153	177-187
C25032A	Units In Structure (White Alone Householder)		0153	188-192
C25032B	Units In Structure (Black Or African American Alone Householder)		0153	193-197
C25032C	Units In Structure (American Indian And Alaska Native Alone Householder)		0153	198-202
C25032D	Units In Structure (Asian Alone Householder)		0153	203-207
C25032E	Units In Structure (Native Hawaiian And Other Pacific Islander Alone Householder)		0153	208-212
C25032F	Units In Structure (Some Other Race Alone Householder)		0153	213-217
C25032G	Units In Structure (Two Or More Races Householder)		0153	218-222
C25032H	Units In Structure (White Alone, Not Hispanic Or Latino Householder)		0153	223-227
C25032I	Units In Structure (Hispanic Or Latino Householder)		0153	228-232
C25033	Total Population In Occupied Housing Units By Tenure By Units In Structure		0153	233-241
B25038	Tenure By Year Householder Moved Into Unit		0154	7-21
B25039	Median Year Householder Moved Into Unit By Tenure		0154	22-24
B25040	House Heating Fuel		0154	25-34
B25041	Bedrooms		0154	35-41
B25042	Tenure By Bedrooms		0154	42-56
B25043	Tenure By Telephone Service Available By Age Of Householder		0154	57-75
B25044	Tenure By Vehicles Available		0154	76-90
B25045	Tenure By Vehicles Available By Age Of Householder		0154	91-109
B25046	Aggregate Number Of Vehicles Available By Tenure		0154	110-112
B25047	Plumbing Facilities For All Housing Units	US Only	0154	113-115
B25048	Plumbing Facilities For Occupied Housing Units	US Only	0154	116-118

2011 ACS 1-Year Summary File Technical Documentation

Table Number	Table Title	Geography Restrictions	Summary File Sequence Number	Summary File Starting and Ending Positions
B25049	Tenure By Plumbing Facilities	US Only	0154	119-125
B25050	Plumbing Facilities By Occupants Per Room By Year Structure Built	US Only	0154	126-144
B25051	Kitchen Facilities For All Housing Units		0154	145-147
B25052	Kitchen Facilities For Occupied Housing Units		0154	148-150
B25053	Tenure By Kitchen Facilities		0154	151-157
B25054	Kitchen Facilities By Meals Included In Rent		0154	158-164
B25055	Age Of Householder By Meals Included In Rent		0154	165-177
B25056	Contract Rent		0154	178-201
B25057	Lower Contract Rent Quartile (Dollars)		0154	202-202
B25058	Median Contract Rent (Dollars)		0154	203-203
B25059	Upper Contract Rent Quartile (Dollars)		0154	204-204
B25060	Aggregate Contract Rent (Dollars)		0154	205-205
C25043	Tenure By Telephone Service Available		0154	206-212
C25045	Tenure By Vehicles Available		0154	213-219
C25050	Plumbing Facilities By Occupants Per Room	US Only	0154	220-226
C25054	Kitchen Facilities		0154	227-229
C25055	Age Of Householder		0154	230-234
C25056	Contract Rent		0154	235-243
B25061	Rent Asked		0155	7-28
B25062	Aggregate Rent Asked (Dollars)		0155	29-29
B25063	Gross Rent		0155	30-53
B25064	Median Gross Rent (Dollars)		0155	54-54
B25065	Aggregate Gross Rent (Dollars)		0155	55-55
B25066	Aggregate Gross Rent (Dollars) By Units In Structure		0155	56-63
B25067	Aggregate Gross Rent (Dollars) By Meals Included In Rent		0155	64-66
B25068	Bedrooms By Gross Rent		0155	67-103
B25069	Inclusion Of Utilities In Rent		0155	104-106
B25070	Gross Rent As A Percentage Of Household Income In The Past 12 Months		0155	107-117
B25071	Median Gross Rent As A Percentage Of Household Income In The Past 12 Months (Dollars)		0155	118-118
B25072	Age Of Householder By Gross Rent As A Percentage Of Household Income In The Past 12 Months		0155	119-147
B25073	Units In Structure By Gross Rent As A Percentage Of Household Income In The Past 12 Months		0155	148-197
C25061	Rent Asked		0155	198-204
C25066	Aggregate Gross Rent (Dollars) By Units In Structure		0155	205-208
C25068	Bedrooms By Gross Rent		0155	209-229
C25072	Age Of Householder By Gross Rent As A Percentage Of Household Income In The Past 12 Months		0155	230-246
B25074	Household Income By Gross Rent As A Percentage Of Household Income In The Past 12 Months		0156	7-56
B25075	Value		0156	57-81
B25076	Lower Value Quartile (Dollars)		0156	82-82
B25077	Median Value (Dollars)		0156	83-83

2011 ACS 1-Year Summary File Technical Documentation

Table Number	Table Title	Geography Restrictions	Summary File Sequence Number	Summary File Starting and Ending Positions
B25078	Upper Value Quartile (Dollars)		0156	84-84
B25079	Aggregate Value (Dollars) By Age Of Householder		0156	85-89
B25080	Aggregate Value (Dollars) By Units In Structure		0156	90-97
B25081	Mortgage Status		0156	98-105
B25082	Aggregate Value (Dollars) By Mortgage Status		0156	106-108
B25083	Median Value (Dollars) For Mobile Homes		0156	109-109
B25085	Price Asked		0156	110-134
B25086	Aggregate Price Asked (Dollars)		0156	135-135
B25087	Mortgage Status And Selected Monthly Owner Costs		0156	136-164
B25088	Median Selected Monthly Owner Costs (Dollars) By Mortgage Status		0156	165-167
B25089	Aggregate Selected Monthly Owner Costs (Dollars) By Mortgage Status		0156	168-170
B25090	Mortgage Status By Aggregate Real Estate Taxes Paid (Dollars)		0156	171-173
C25073	Units In Structure By Gross Rent As A Percentage Of Household Income In The Past 12 Months		0156	174-194
C25074	Household Income By Gross Rent As A Percentage Of Household Income In The Past 12 Months		0156	195-219
C25075	Value		0156	220-228
C25079	Aggregate Value (Dollars) By Age Of Householder		0156	229-231
C25080	Aggregate Value (Dollars) By Units In Structure		0156	232-236
C25085	Price Asked		0156	237-244
B25091	Mortgage Status By Selected Monthly Owner Costs As A Percentage Of Household Income In The Past 12 Months		0157	7-29
B25092	Median Selected Monthly Owner Costs As A Percentage Of Household Income In The Past 12 Months		0157	30-32
B25093	Age Of Householder By Selected Monthly Owner Costs As A Percentage Of Household Income In The Past 12 Months		0157	33-61
B25094	Selected Monthly Owner Costs		0157	62-75
B25095	Household Income By Selected Monthly Owner Costs As A Percentage Of Household Income In The Past 12 Months		0157	76-132
B25096	Mortgage Status By Value		0157	133-149
B25097	Mortgage Status By Median Value (Dollars)		0157	150-152
B25098	Mortgage Status By Household Income In The Past 12 Months (In 2011 Inflation-Adjusted Dollars)		0157	153-171
B25099	Mortgage Status By Median Household Income In The Past 12 Months (In 2011 Inflation-Adjusted Dollars)		0157	172-174
B25100	Mortgage Status By Ratio Of Value To Household Income In The Past 12 Months		0157	175-187
C25093	Age Of Householder By Selected Monthly Owner Costs As A Percentage Of Household Income In The Past 12 Months		0157	188-204
C25095	Household Income By Selected Monthly Owner Costs As A Percentage Of Household Income In The Past 12 Months		0157	205-233
B25101	Mortgage Status By Monthly Housing Costs As A Percentage Of Household Income In The Past 12 Months		0158	7-51
B25102	Mortgage Status By Real Estate Taxes Paid		0158	52-66
B25103	Mortgage Status By Median Real Estate Taxes Paid (Dollars)		0158	67-69
B25104	Monthly Housing Costs		0158	70-84
B25105	Median Monthly Housing Costs (Dollars)		0158	85-85
B25106	Tenure By Housing Costs As A Percentage Of Household Income In The Past 12 Months		0158	86-131
B25107	Median Value By Year Structure Built		0158	132-141

2011 ACS 1-Year Summary File Technical Documentation

Table Number	Table Title	Geography Restrictions	Summary File Sequence Number	Summary File Starting and Ending Positions
B25108	Aggregate Value (Dollars) By Year Structure Built		0158	142-151
B25109	Median Value By Year Householder Moved Into Unit		0158	152-158
B25110	Aggregate Value (Dollars) By Year Householder Moved Into Unit		0158	159-165
B25111	Median Gross Rent By Year Structure Built		0158	166-175
B25112	Aggregate Gross Rent (Dollars) By Year Structure Built		0158	176-185
B25113	Median Gross Rent By Year Householder Moved Into Unit		0158	186-192
B25114	Aggregate Gross Rent (Dollars) By Year Householder Moved Into Unit		0158	193-199
B25115	Tenure By Household Type And Presence And Age Of Own Children		0158	200-226
C25108	Aggregate Value (Dollars) By Year Structure Built		0158	227-233
C25110	Aggregate Value (Dollars) By Year Householder Moved Into Unit		0158	234-238
C25112	Aggregate Gross Rent (Dollars) By Year Structure Built		0158	239-245
C25114	Aggregate Gross Rent (Dollars) By Year Householder Moved Into Unit		0158	246-250
B25116	Tenure By Household Size By Age Of Householder		0159	7-29
B25117	Tenure By House Heating Fuel		0159	30-50
B25118	Tenure By Household Income In The Past 12 Months (In 2011 Inflation-Adjusted Dollars)		0159	51-75
B25119	Median Household Income The Past 12 Months (In 2011 Inflation-Adjusted Dollars) By Tenure		0159	76-78
B25120	Aggregate Household Income In The Past 12 Months (In 2011 Inflation-Adjusted Dollars) By Tenure And Mortgage Status		0159	79-83
B25121	Household Income In The Past 12 Months (In 2011 Inflation-Adjusted Dollars) By Value		0159	84-189
C25115	Tenure By Household Type		0159	190-204
C25116	Tenure By Household Size By Age Of Householder		0159	205-219
C25117	Tenure By House Heating Fuel		0159	220-230
B25122	Household Income In The Past 12 Months (In 2011 Inflation-Adjusted Dollars) By Gross Rent		0160	7-126
B25123	Tenure By Selected Physical And Financial Conditions		0160	127-139
C25121	Household Income In The Past 12 Months (In 2011 Inflation-Adjusted Dollars) By Value		0160	140-170
C25122	Household Income In The Past 12 Months (In 2011 Inflation-Adjusted Dollars) By Gross Rent		0160	171-201
C25123	Tenure By Selected Physical And Financial Conditions		0160	202-208
B25124	Tenure By Household Size By Units In Structure		0161	7-79
B25125	Tenure By Age Of Householder By Units In Structure		0161	80-124
B25126	Tenure By Age Of Householder By Year Structure Built		0161	125-187
B25127	Tenure By Year Structure Built By Units In Structure		0162	7-79
B25128	Tenure By Age Of Householder By Year Householder Moved Into Unit		0162	80-124
B25129	Tenure By Year Householder Moved Into Unit By Units In Structure		0162	125-211
B26001	Group Quarters Population		0163	7-7
B27001	Health Insurance Coverage Status By Sex By Age		0164	7-63
B27001A	Health Insurance Coverage Status By Age (White Alone)		0164	64-91
B27001B	Health Insurance Coverage Status By Age (Black Or African American Alone)		0164	92-119
B27001C	Health Insurance Coverage Status By Age (American Indian And Alaska Native Alone)		0164	120-147
B27001D	Health Insurance Coverage Status By Age (Asian Alone)		0164	148-175

2011 ACS 1-Year Summary File Technical Documentation

Table Number	Table Title	Geography Restrictions	Summary File Sequence Number	Summary File Starting and Ending Positions
B27001E	Health Insurance Coverage Status By Age (Native Hawaiian And Other Pacific Islander Alone)		0164	176-203
B27001F	Health Insurance Coverage Status By Age (Some Other Race Alone)		0164	204-231
B27001G	Health Insurance Coverage Status By Age (Two Or More Races)		0165	7-34
B27001H	Health Insurance Coverage Status By Age (White Alone, Not Hispanic Or Latino)		0165	35-62
B27001I	Health Insurance Coverage Status By Age (Hispanic Or Latino)		0165	63-90
C27001	Health Insurance Coverage Status By Sex By Age		0165	91-111
C27001A	Health Insurance Coverage Status By Age (White Alone)		0165	112-121
C27001B	Health Insurance Coverage Status By Age (Black Or African American Alone)		0165	122-131
C27001C	Health Insurance Coverage Status By Age (American Indian And Alaska Native Alone)		0165	132-141
C27001D	Health Insurance Coverage Status By Age (Asian Alone)		0165	142-151
C27001E	Health Insurance Coverage Status By Age (Native Hawaiian And Other Pacific Islander Alone)		0165	152-161
C27001F	Health Insurance Coverage Status By Age (Some Other Race Alone)		0165	162-171
C27001G	Health Insurance Coverage Status By Age (Two Or More Races)		0165	172-181
C27001H	Health Insurance Coverage Status By Age (White Alone, Not Hispanic Or Latino)		0165	182-191
C27001I	Health Insurance Coverage Status By Age (Hispanic Or Latino)		0165	192-201
B27002	Private Health Insurance Status By Sex By Age		0166	7-63
B27003	Public Health Insurance Status By Sex By Age		0166	64-120
B27004	Employer-Based Health Insurance By Sex By Age		0166	121-177
C27002	Private Health Insurance Status By Sex By Age		0166	178-198
C27003	Public Health Insurance Status By Sex By Age		0166	199-219
C27004	Employer-Based Health Insurance By Sex By Age		0166	220-240
B27005	Direct-Purchase Health Insurance By Sex By Age		0167	7-63
B27006	Medicare Coverage By Sex By Age		0167	64-120
B27007	Medicaid/Means-Tested Public Coverage By Sex By Age		0167	121-177
C27005	Direct-Purchase Health Insurance By Sex By Age		0167	178-198
C27006	Medicare Coverage By Sex By Age		0167	199-219
C27007	Medicaid/Means-Tested Public Coverage By Sex By Age		0167	220-240
B27008	Tricare/Military Health Coverage By Sex By Age		0168	7-63
B27009	Va Health Care By Sex By Age		0168	64-120
B27010	Types Of Health Insurance Coverage By Age		0168	121-186
C27008	Tricare/Military Health Coverage By Sex By Age		0168	187-207
C27009	Va Health Care By Sex By Age		0168	208-228
C27010	Types Of Health Insurance Coverage By Age		0168	229-249
B27011	Health Insurance Coverage Status And Type By Employment Status By Age		0169	7-41
B27012	Health Insurance Coverage Status And Type By Work Experience By Sex By Age		0169	42-135
B27013	Private Health Insurance By Work Experience By Sex By Age		0169	136-181
C27012	Health Insurance Coverage Status And Type By Work Experience By Age		0169	182-227
C27013	Private Health Insurance By Work Experience By Age		0169	228-249
B27014	Public Health Insurance By Work Experience By Sex By Age		0170	7-52
B27015	Health Insurance Coverage Status And Type By Household Income In The Past 12 Months (In 2011 Inflation-Adjusted Dollars)		0170	53-78

2011 ACS 1-Year Summary File Technical Documentation

Table Number	Table Title	Geography Restrictions	Summary File Sequence Number	Summary File Starting and Ending Positions
C27014	Public Health Insurance By Work Experience By Age		0170	79-100
B27016	Health Insurance Coverage Status And Type By Ratio Of Income To Poverty Level In The Past 12 Months By Age		0171	7-205
C27016	Health Insurance Coverage Status By Ratio Of Income To Poverty Level In The Past 12 Months By Age		0171	206-246
B27017	Private Health Insurance By Ratio Of Income To Poverty Level In The Past 12 Months By Age		0172	7-97
B27018	Public Health Insurance By Ratio Of Income To Poverty Level In The Past 12 Months By Age		0172	98-188
C27017	Private Health Insurance By Ratio Of Income To Poverty Level In The Past 12 Months By Age		0172	189-229
B27019	Health Insurance Coverage Status And Type By Age By Educational Attainment		0173	7-49
B27020	Health Insurance Coverage Status And Type By Citizenship Status		0173	50-66
B27021	Health Insurance Coverage Status And Type By Living Arrangement		0173	67-119
C27018	Public Health Insurance By Ratio Of Income To Poverty Level In The Past 12 Months By Age		0173	120-160
B98001	Unweighted Housing Unit Sample	Nation, States, and Counties Only	0174	7-8
B98002	Unweighted Group Quarters Population Sample	Nation and State Only	0174	9-10
B98011	Housing Unit Coverage Rate	Nation and States Only (Excluding PR)	0174	11-11
B98012	Total Population Coverage Rate By Sex	Nation and State Only	0174	12-14
B98013	Total Population Coverage Rate By Weighting Race And Hispanic Or Latino Groups	National Level Only	0174	15-21
B98014	Group Quarters Population Coverage Rate	National Level Only	0174	22-22
B98021	Housing Unit Response And Nonresponse Rates With Reasons For Noninterviews	Nation, States, and Counties Only	0174	23-31
B98022	Group Quarters Population Response And Nonresponse Rates With Reasons For Noninterviews	Nation and State Only	0174	32-41
B98031	Overall Person Characteristic Imputation Rate	Nation and State Only	0174	42-42
B98032	Overall Housing Unit Characteristic Imputation Rate	Nation and State Only	0174	43-43
B99011	Imputation Of Sex		0175	7-9
B99012	Imputation Of Age		0175	10-12
B99021	Imputation Of Race		0175	13-15
B99031	Imputation Of Hispanic Or Latino Origin		0175	16-18
B99051	Imputation Of Citizenship Status		0175	19-25
B99052	Imputation Of Year Of Entry	US Only	0175	26-32
B99052PR	Imputation Of Year Of Entry For Population Born Outside Puerto Rico	PR Only	0175	33-39
B99053	Imputation Of Year Of Naturalization		0175	40-42
B99061	Imputation Of Place Of Birth		0175	43-45
B99071	Imputation Of Mobility Status For The Population 1 Year And Over		0175	46-48
B99072	Imputation Of Residence 1 Year Ago For The Population 1 Year And Over		0175	49-55
B99080	Imputation Of Means Of Transportation To Work		0175	56-58
B99081	Imputation Of Place Of Work		0175	59-63
B99082	Imputation Of Private Vehicle Occupancy		0175	64-68
B99083	Imputation Of Time Leaving Home To Go To Work		0175	69-73
B99084	Imputation Of Travel Time To Work		0175	74-78
B99085	Imputation Of Vehicles Available For Workers		0175	79-81

2011 ACS 1-Year Summary File Technical Documentation

Table Number	Table Title	Geography Restrictions	Summary File Sequence Number	Summary File Starting and Ending Positions
B99086	Imputation Of Means Of Transportation To Work For Workplace Geography	Place of Work Only	0176	7-9
B99087	Imputation Of Time Arriving At Work From Home For Workplace Geography	Place of Work Only	0176	10-14
B99088	Imputation Of Travel Time To Work For Workplace Geography	Place of Work Only	0176	15-19
B99089	Imputation Of Vehicles Available For Workers For Workplace Geography	Place of Work Only	0176	20-22
B99092	Imputation Of Relationship		0177	7-9
B99102	Imputation Of Grandparents Living With Grandchildren Under 18 Years		0177	10-12
B99103	Imputation Of Grandparents Responsible For Grandchildren Under 18 Years		0177	13-15
B99104	Imputation Of Length Of Time Grandparent Responsible For Own Grandchildren Under 18 Years For The Population 30 Years And Over		0177	16-22
B99121	Imputation Of Marital Status For The Population 15 Years And Over		0177	23-25
B99122	Imputation Of Divorced In The Past 12 Months For The Population 15 Years And Over		0177	26-28
B99123	Imputation Of Married In The Past 12 Months For The Population 15 Years And Over		0177	29-31
B99124	Imputation Of Widowed In The Past 12 Months For The Population 15 Years And Over		0177	32-34
B99125	Imputation Of Times Married For The Population 15 Years And Over		0177	35-37
B99126	Imputation Of Year Last Married For The Population 15 Years And Over		0177	38-40
B99131	Imputation Of Marital Status For Females 15 To 50 Years		0177	41-43
B99132	Imputation Of Fertility Of Women 15 To 50 Years		0177	44-46
B99141	Imputation Of School Enrollment For The Population 3 Years And Over		0177	47-49
B99142	Imputation Of Grade Enrolled For The Population 3 Years And Over Enrolled In School		0177	50-52
B99151	Imputation Of Educational Attainment For The Population 25 Years And Over		0177	53-55
B99152	Imputation Of Field Of Degree For Population 25 Years And Over		0177	56-58
B99161	Imputation Of Language Status For The Population 5 Years And Over		0177	59-61
B99162	Imputation Of Language Spoken At Home For The Population 5 Years And Over		0177	62-68
B99163	Imputation Of Ability To Speak English For The Population 5 Years And Over		0177	69-73
B99171	Imputation Of Poverty Status In The Past 12 Months For Unrelated Individuals		0177	74-88
B99172	Imputation Of Poverty Status In The Past 12 Months For Families		0177	89-103
B99181	Imputation Of Disability Items For The Civilian Noninstitutionalized Population		0177	104-106
B99182	Imputation Of Hearing Difficulty For The Civilian Noninstitutionalized Population		0177	107-109
B99183	Imputation Of Vision Difficulty For The Civilian Noninstitutionalized Population		0177	110-112
B99184	Imputation Of Cognitive Difficulty For The Civilian Noninstitutionalized Population 5 Years And Over		0177	113-115
B99185	Imputation Of Ambulatory Difficulty For The Civilian Noninstitutionalized Population 5 Years And Over		0177	116-118
B99186	Imputation Of Self-Care Difficulty For The Civilian Noninstitutionalized Population 5 Years And Over		0177	119-121
B99187	Age By Imputation Of Independent Living Difficulty For The Civilian Noninstitutionalized Population 15 Years And Over		0177	122-128
B99191	Imputation Of Individuals' Income In The Past 12 Months For The Population 15 Years And Over - Percent Of Income Imputed		0177	129-136
B99192	Imputation Of Household Income In The Past 12 Months - Percent Of Income Imputed		0177	137-144
B99193	Imputation Of Family Income In The Past 12 Months -- Percent Of Income Imputed		0177	145-152
B99194	Imputation Of Nonfamily Household Income In The Past 12 Months -- Percent Of Income Imputed		0177	153-160

2011 ACS 1-Year Summary File Technical Documentation

Table Number	Table Title	Geography Restrictions	Summary File Sequence Number	Summary File Starting and Ending Positions
B99201	Imputation Of Earnings In The Past 12 Months For The Population 16 Years And Over - Percent Of Earnings Imputed		0177	161-168
B99211	Imputation Of Veteran Status For The Population 18 Years And Over		0177	169-171
B99212	Imputation Of Period Of Military Service For Civilian Veterans 18 Years And Over		0177	172-174
B99221	Imputation Of Food Stamps/Snap Receipt		0177	175-177
B99231	Imputation Of Employment Status For The Population 16 Years And Over		0177	178-180
B99232	Imputation Of Work Status In The Past 12 Months For The Population 16 Years And Over		0177	181-183
B99233	Imputation Of Usual Hours Worked Per Week In The Past 12 Months For The Population 16 Years And Over		0177	184-188
B99234	Imputation Of Weeks Worked In The Past 12 Months For The Population 16 Years And Over		0177	189-193
B99241	Imputation Of Industry For The Civilian Employed Population 16 Years And Over		0177	194-196
B99242	Imputation Of Occupation For The Civilian Employed Population 16 Years And Over		0177	197-199
B99243	Imputation Of Class Of Worker For The Civilian Employed Population 16 Years And Over		0177	200-202
B99244	Imputation Of Industry For The Full-Time, Year-Round Civilian Employed Population 16 Years And Over		0177	203-205
B99245	Imputation Of Occupation For The Full-Time, Year-Round Civilian Employed Population 16 Years And Over		0177	206-208
B99246	Imputation Of Class Of Worker For The Full-Time, Year-Round Civilian Employed Population 16 Years And Over		0177	209-211
B992510	Imputation Of Kitchen Facilities		0177	212-214
B992511	Imputation Of House Heating Fuel		0177	215-217
B992512	Imputation Of Vehicles Available		0177	218-220
B992513	Imputation Of Telephone Service Available		0177	221-223
B992514	Imputation Of Meals Included In Rent		0177	224-226
B992515	Imputation Of Contract Rent		0177	227-229
B992516	Imputation Of Rent Asked		0177	230-232
B992518	Imputation Of Gross Rent		0177	233-235
B992519	Imputation Of Value		0177	236-238
B99252	Imputation Of Tenure		0177	239-241
B992520	Imputation Of Price Asked		0177	242-244
B992521	Imputation Of Mortgage Status		0177	245-247
B992522	Imputation Of Mortgage Status And Selected Monthly Owner Costs		0178	7-13
B992523	Imputation Of Selected Monthly Owner Costs For Owner-Occupied Housing Units		0178	14-16
B99253	Imputation Of Vacancy Status		0178	17-19
B99254	Imputation Of Rooms		0178	20-22
B99255	Imputation Of Units In Structure		0178	23-25
B99256	Imputation Of Year Structure Built		0178	26-28
B99257	Imputation Of Year Householder Moved Into Unit		0178	29-31
B99258	Imputation Of Bedrooms		0178	32-34
B99259	Imputation Of Plumbing Facilities	US Only	0178	35-37
B992701	Imputation Of Health Insurance Coverage		0178	38-40
B992702	Imputation Of Private Health Insurance		0178	41-43
B992703	Imputation Of Public Health Insurance		0178	44-46
B992704	Imputation Of Employer-Based Health Insurance		0178	47-49
B992705	Imputation Of Direct-Purchase Health Insurance		0178	50-52
B992706	Imputation Of Medicare Coverage		0178	53-55
B992707	Imputation Of Medicaid/Means-Tested Public Coverage		0178	56-58

2011 ACS 1-Year Summary File Technical Documentation

Table Number	Table Title	Geography Restrictions	Summary File Sequence Number	Summary File Starting and Ending Positions
B992708	Imputation Of Tricare/Military Health Coverage		0178	59-61
B992709	Imputation Of Va Health Care		0178	62-64

Appendix F: ACS 1-Year Summary Levels/Components for Detailed Tables

Summary Level	Component	Name
010	00	United States
010	01	United States; Urban
010	43	United States; Rural
010	89	United States; American Indian Reservation and Trust Land-Federal
010	91	United States; Oklahoma Tribal Statistical Area
010	92	United States; Tribal Designated Statistical Area
010	93	United States; Alaska Native Village Statistical Area
010	94	United States; State Designated Tribal Statistical Area (Formerly SDAISA)
010	A0	United States; In Metropolitan or Micropolitan Statistical Area
010	C0	United States; In Metropolitan Statistical Area
010	C1	United States; In Metropolitan Statistical Area-In Principal City
010	C2	United States; In Metropolitan Statistical Area-Not In Principal City
010	E0	United States; In Micropolitan Statistical Area
010	E1	United States; In Micropolitan Statistical Area-In Principal City
010	E2	United States; In Micropolitan Statistical Area-Not In Principal City
010	G0	United States; Not In Metropolitan or Micropolitan Statistical Area
010	H0	United States; Not In Metropolitan Statistical Area
020	00	Region
020	01	Region; Urban
020	43	Region; Rural
020	A0	Region; In Metropolitan or Micropolitan Statistical Area
020	C0	Region; In Metropolitan Statistical Area
020	C1	Region; In Metropolitan Statistical Area-In Principal City
020	C2	Region; In Metropolitan Statistical Area-Not In Principal City
020	E0	Region; In Micropolitan Statistical Area
020	E1	Region; In Micropolitan Statistical Area-In Principal City
020	E2	Region; In Micropolitan Statistical Area-Not In Principal City
020	G0	Region; Not In Metropolitan or Micropolitan Statistical Area
020	H0	Region; Not In Metropolitan Statistical Area
030	00	Division
030	01	Division; Urban
030	43	Division; Rural
030	A0	Division; In Metropolitan or Micropolitan Statistical Area
030	C0	Division; In Metropolitan Statistical Area
030	C1	Division; In Metropolitan Statistical Area-In Principal City
030	C2	Division; In Metropolitan Statistical Area-Not In Principal City
030	E0	Division; In Micropolitan Statistical Area
030	E1	Division; In Micropolitan Statistical Area-In Principal City
030	E2	Division; In Micropolitan Statistical Area-Not In Principal City
030	G0	Division; Not In Metropolitan or Micropolitan Statistical Area
030	H0	Division; Not In Metropolitan Statistical Area
040	00	State
040	01	State; Urban

2011 ACS 1-Year Summary File Technical Documentation

Summary Level	Component	Name
040	43	State; Rural
040	A0	State; In Metropolitan or Micropolitan Statistical Area
040	C0	State; In Metropolitan Statistical Area
040	C1	State; In Metropolitan Statistical Area-In Principal City
040	C2	State; In Metropolitan Statistical Area-Not In Principal City
040	E0	State; In Micropolitan Statistical Area
040	E1	State; In Micropolitan Statistical Area-In Principal City
040	E2	State; In Micropolitan Statistical Area-Not In Principal City
040	G0	State; Not In Metropolitan or Micropolitan Statistical Area
040	H0	State; Not In Metropolitan Statistical Area
050	00	State-County
060	00	State-County-County Subdivision
160	00	State-Place
230	00	State-Alaska Native Regional Corporation
250	00	American Indian Area/Alaska Native Area/Hawaiian Home Land
310	00	Metropolitan Statistical Area/Micropolitan Statistical Area
312	00	Metropolitan Statistical Area/Micropolitan Statistical Area-State-Principal City
314	00	Metropolitan Statistical Area-Metropolitan Division
330	00	Combined Statistical Area
335	00	Combined New England City and Town Area
350	00	New England City and Town Area
352	00	New England City and Town Area-State-Principal City
355	00	New England City and Town Area (NECTA)-NECTA Division
400	00	Urban Area
500	00	State-Congressional District
795	00	State-Public Use Microdata Sample Area (PUMA)
950	00	State-School District (Elementary)
960	00	State-School District (Secondary)
970	00	State-School District (Unified)

Document History

Version #	Date	Summary of Changes
1	09/10/12	Initial Release